

FIVB



VOLLEYBALL

WORLD LEAGUE



MURILO (BRA) – MAXIM MIKHAYLOV (RUS) – ZBIGNIEW BARTMAN (POL)

FIVB VOLLEYBALL WORLD LEAGUE™

MEDIA GUIDE 2012



Official FIVB App

Get all the latest, breaking FIVB news at your fingertips with this official FIVB App.



With this official FIVB App you can keep up with all the news and results from the world of Volleyball, Beach Volleyball, the FIVB and its many development projects. Live scoring, results, statistics, news, team bios, calendars and much, much more.

All news and information from www.fivb.org is duplicated live on this official FIVB App so you can keep up with the play on FIVB events no matter where you are or what you are doing.

Free!

Requirements:
Compatible with iPhone, iPod touch, and iPad. Requires iPhone OS 3.1.3 or later.



THIS IS VOLLEYBALL



FIVBheroes.com

Table of Contents

FIVB President's Message	5
The World League: A Success Story	6
Medal Showcase	9
World League Records	10
Teams set for explosive eight weeks of action	12
Snapshot	15
Intercontinental Round	16
Competition Formula	18
Venue Information	20
Competition Calendar	24
Match Schedule	26
Finals	30
Competition Formula	32
Venue Information	34
Competition Calendar & Match Schedule	36
Final Standings	37
TV Coverage	38
Media	40
Participants Map	44

Match History
Participating Teams
Argentina
Brazil
Bulgaria
Canada
Cuba
Finland
France
Germany
Italy
Japan
Korea
Poland
Portugal
Russia
Serbia
USA
Qualifiers

46	Facts & Figures	114
	2011 Best Players	122
48	Most Valuable Player 2011	124
52	FIVB Volleyball Events in 2012	126
56	FIVB World Ranking	128
60	Contacts	130
64	We Play It Clean!	132
68		
72		
76		
80		
84		
88		
92		
96		
100		
104		
108		
112		

CREDITS

Project Leader

Richard Baker, FIVB Press Department Director

Project Manager & Layout

Nathalie Duchêne Marciano,
FIVB Communications Assistant

Editorial

Nick Winn, FIVB Editor

Data

Alberto Rigamonti, FIVB IT Department

Design

Amethys
Samuel Chesaux

Photographs

© FIVB

Publication Date: 16.05.2012
All data is correct as of the publication date





FIVB PRESIDENT'S MESSAGE

Ever since 1990 the FIVB World League has been one of the highlights of the international volleyball calendar, but this year our premier annual men's national team competition takes on special significance, coming as it does in the run-up to the 2012 London Olympic Games.

The usual emotion and excitement that surrounds the World League will be infused with an extra ingredient as many of the competing teams will look to put the finishing touches to their Olympic preparations in the most challenging match environment. Others like Russia, Brazil and Poland - first, second and third last year in Gdansk - already qualified for London at the World Cup but competition for squad places will still be fierce.

For the first time in the tournament's history this year's Finals will be held in Bulgaria, at the new Arena Armeec Sofia sports hall from July 4 to 8, while the Intercontinental Round from May 18 to July 1 will be played over four weeks with each country hosting all four teams in their respective pool on one weekend apiece. The change in competition format

is to accommodate a busy schedule which includes qualification tournaments for the London 2012 Olympic Games and also takes into consideration other sporting events which currently crowd the calendar ahead of the Olympics.

Last year's World League saw a dramatic increase in TV viewing figures, including a 24 per cent rise in the number of matches broadcast globally, and an incredible 22 per cent rise in the number of households reached, which went up to 269 million. Of course I hope very much that this trend will be maintained as volleyball continues to grow in popularity, and I see every prospect of that happening in this Olympic year.

I wish the best of luck to all of this year's participants, and I thank in advance all of our organisers, promoters, broadcasters, volunteers and spectators, each of whom makes a vital contribution to the World League remaining the most spectacular men's volleyball competition in the world year after year.

Jizhong Wei, FIVB President

THE WORLD LEAGUE: A SUCCESS STORY

The 2012 FIVB Volleyball World League is the 23rd edition of this original tournament that is unlike any other global competition in any other team sport. Established in 1990, the World League is an annual men's national team volleyball tournament that reaches all corners of the planet and offers considerable prize money, professional organisation and worldwide TV coverage.

The World League, administered by the FIVB and the World League Council members, is organised as an autonomous entity operating under the authority of the FIVB. The FIVB and its partner national federations share the income and the challenge. The World League is synonymous with fantastic shows and first-class sport.

A global event...

Up until 2012, 25 nations have participated in the World League: Brazil (nine titles), Italy (eight), defending champions Russia (two), Cuba, the Netherlands, and USA (one each), Serbia, Poland, Bulgaria, Spain, Argentina, Japan, Canada, Egypt, Korea, China, France, Greece, Finland, Australia, Portugal, Germany, Venezuela, Puerto Rico and the Czech Republic have all experienced the glamour and ferocity of World League volleyball. This year, following the 2012 Qualifications Series the FIVB World League welcomes back Canada five years after their last appearance in the tournament in 2007. The Canadians defeated the Euro League winners Slovakia in the first round before beating Puerto Rico (16th in the 2011 edition) to claim their 2012 World League ticket. Portugal (14th in 2011) managed to secure their spot by defeating Asian challengers China in the Qualification Series second round after China had earlier beaten Egypt in the first round.

From eight nations divided into two groups in 1990, the World League has expanded into a captivating format with 16 teams in four groups fighting it out for

a place in the Finals. In 2012, a total of 16 teams – Argentina, Brazil, Bulgaria, Cuba, Canada, Finland, France, Germany, Italy, Japan, Korea, Poland, Portugal, Russia, Serbia and USA - will compete for the World League title. The Finals will be hosted by Bulgaria and will feature six teams, in the brand new setting of the 12,000 capacity Arena Armeec in the capital, Sofia.

... with worldwide appeal

The worldwide television transmission coverage (live, semi-live, tape-delayed coverage and repeats) for the 2011 FIVB World League saw the Match of the Week broadcast in all five continents whilst coverage was distributed in 140 territories worldwide and across 400 platforms with an overall worldwide audience of one billion. The latest FIVB analysis and reports confirms this culminated data of telecasts of all material of the World League, which is growing dramatically year by year.

Polsat was in charge of TV production for the 2011 World League Finals and put on a top-quality high definition production, with the gold medal match broadcast in more than 100 countries. Russia earned the title after an epic five set battle over Brazil in the final match, in front of 10,000 spectators. Hosts Poland claimed their first ever World League medal with a straight-set victory over Argentina in the bronze medal match.

Year after year, the World League is living proof that its initiators were truly inspired when devising the formula for this totally innovative concept of a truly professional volleyball competition. New developments and new strategies in volleyball are attracting ever-increasing crowds and larger television audiences. The World League has established itself as one of the outstanding annual events on the sporting calendar and since 2011, the World League features a new look with new branding further illustrating its appeal as one of the most popular sporting events in the world.



2011

21 years separate these two pictures but there is still the same excitement and intensity that makes the FIVB Volleyball World League a unique sports event

1990





MEDAL SHOWCASE

Year	Finals	1 st	2 nd	3 rd
2011	Gdansk, Poland	Russia	Brazil	Poland
2010	Cordoba, Argentina	Brazil	Russia	Serbia
2009	Belgrade, Serbia	Brazil	Serbia	Russia
2008	Rio de Janeiro, Brazil	USA	Serbia	Russia
2007	Katowice, Poland	Brazil	Russia	USA
2006	Moscow, Russia	Brazil	France	Russia
2005	Belgrade, Serbia	Brazil	Serbia & Montenegro	Cuba
2004	Rome, Italy	Brazil	Italy	Serbia & Montenegro
2003	Madrid, Spain	Brazil	Serbia & Montenegro	Italy
2002	Belo Horizonte, Brazil	Russia	Brazil	Yugoslavia
2001	Katowice, Poland	Brazil	Italy	Russia
2000	Rotterdam, Netherlands	Italy	Russia	Brazil
1999	Mar del Plata, Argentina	Italy	Cuba	Brazil
1998	Milan, Italy	Cuba	Russia	Netherlands
1997	Moscow, Russia	Italy	Cuba	Russia
1996	Rotterdam, Netherlands	Netherlands	Italy	Russia
1995	Rio de Janeiro, Brazil	Italy	Brazil	Cuba
1994	Milan, Italy	Italy	Cuba	Brazil
1993	São Paulo, Brazil	Brazil	Russia	Italy
1992	Genova, Italy	Italy	Cuba	USA
1991	Milan, Italy	Italy	Cuba	Russia
1990	Osaka, Japan	Italy	Netherlands	Brazil



WORLD LEAGUE RECORDS



OVERALL STANDINGS

Rk	Country	WL P	90	91	92	93	94	95	96	97	98	99	00	01	02	03	04	05	06	07	08	09	10	11
1	BRAZIL	22	3	5	5	1	3	2	5	5	5	3	3	1	2	1	1	1	1	1	4	1	1	2
2	ITALY	22	1	1	1	3	1	1	2	1	4	1	1	2	4	3	2	7	6	9	7	7	6	6
3	RUSSIA	20	4	3	6	2	6	4	3	3	2	4	2	3	1	7	-	-	3	2	3	3	2	1
4	SERBIA	14	-	-	-	-	-	-	-	7	6	-	4	4	3	2	3	2	5	9	2	2	3	9
5	NETHERLANDS	16	2	4	4	5	5	12	1	4	3	10	5	7	7	10	-	-	-	-	-	12	11	-
6	USA	14	7	6	3	9	12	10	-	-	-	-	6	9	-	-	-	-	10	3	1	6	8	7
7	CUBA	21	-	2	2	4	2	3	4	2	1	2	8	5	13	13	7	3	7	7	10	4	4	8
8	FRANCE	16	5	8	11	-	-	-	-	-	-	7	7	5	7	10	5	10	2	6	10	9	12	12
9	POLAND	14	-	-	-	-	-	-	-	-	10	8	8	7	5	9	7	4	7	4	5	11	10	3
10	BULGARIA	14	-	-	-	-	4	5	8	6	7	-	-	-	-	5	4	5	4	5	7	10	7	5
11	ARGENTINA	13	-	-	-	-	-	-	7	8	9	6	8	13	9	-	-	10	7	13	-	5	5	4
12	CZECH REPUBLIC	1	-	-	-	-	-	-	-	-	-	-	-	-	-	4	-	-	-	-	-	-	-	-
13	SPAIN	11	-	-	-	-	-	7	10	9	8	5	11	9	5	5	7	-	-	-	13	-	-	-
14	GREECE	9	-	-	-	11	7	9	11	-	-	-	9	9	7	5	7	-	-	-	-	-	-	-
15	PORTUGAL	8	-	-	-	-	-	-	-	-	-	10	-	13	13	13	10	5	13	-	-	-	-	14
16	JAPAN	18	6	7	10	6	8	8	9	12	-	-	9	13	13	10	10	13	13	6	15	-	15	-
17	CHINA	14	8	-	9	7	11	11	6	10	-	-	-	-	9	-	10	-	13	9	7	13	15	-
18	KOREA	13	-	9	8	10	9	6	-	11	11	-	-	-	-	-	-	-	10	9	13	14	16	13
19	CANADA	5	-	10	7	-	-	-	-	-	-	8	11	-	-	-	-	-	-	13	-	-	-	-
20	FINLAND	7	-	-	-	12	-	-	-	-	-	-	-	-	-	-	-	-	10	7	10	8	13	10
21	GERMANY	7	-	-	12	8	10	-	-	-	-	-	-	13	9	10	-	-	-	-	-	-	9	11
22	VENEZUELA	6	-	-	-	-	-	-	-	-	-	-	-	13	13	13	-	7	-	-	-	13	16	-
23	EGYPT	4	-	-	-	-	-	-	-	-	-	-	-	-	-	-	-	-	13	13	13	-	14	-
24	AUSTRALIA	1	-	-	-	-	-	-	-	-	-	10	-	-	-	-	-	-	-	-	-	-	-	-
25	PUERTO RICO	1	-	-	-	-	-	-	-	-	-	-	-	-	-	-	-	-	-	-	-	-	-	16



WORLD LEAGUE **PREVIEW**

Teams set for explosive eight weeks of action

The countdown to one of the most anticipated FIVB Volleyball World Leagues in recent memory has reached zero with preparation for the London 2012 Olympic Games not far from many teams' minds.

The 23rd edition of the competition is expected to be one of the most hotly contested and with a revised, compact format, running initially from May 18 to July 1, with the finals set to take place in the Bulgarian capital of Sofia from July 4 to 8, it is also expected to be more intense than ever.

While the World League still features 16 teams, for the first time in the tournament's history the Intercontinental Round will be played across four weeks with each country hosting all four teams in their respective pool on one weekend each.

The change in the competition format is to accommodate a busy schedule that includes qualification tournaments for the Olympic Games and also takes into consideration other sporting events ahead of the Olympics.

Defending champions on prowl for double delight

Russia come into the tournament off the back of a sensational 2011 which saw them clinch their second World League title as well as a fifth World Cup in Japan.

Having guaranteed their place in London this summer, coach Vladimir Alekno will be hoping to gain momentum by successfully defending their title to become the first Russian team to win back-to-back crowns.

However, they will need to be at their best as they have some dangerous rivals lining up alongside them in Pool A.

Serbia may not have been able to follow up on their bronze medal performance at the 2010 World League and World Championships in 2011 but they did seal the European Championships, proving that on their day, they are serious contenders.

Igor Kolakovic's team came home eighth at the World Cup, suffering a surprise loss to Iran in the opening round, and will want to bounce back this year.

World No.5 Cuba will also hope to return to winning ways after reaching last year's final but failing to pick up a win.

They will be joined by Japan who will look to use their underdog status to mount a surprise challenge to the other three heavyweights.

Brazil desperate for redemption

Whilst 2011 was far from a disappointing year for Brazil, the world No.1 will be keen to return to the top step of the podium after missing out on both World League and World Cup gold.

Bernardo "Bernardinho" Rezende's side were beaten by rivals Russia in the final of last year's tournament and narrowly sealed bronze at the World Cup.

Giba and Murilo will miss the first weekend of Pool B action but the return of 2004 Athens Olympic Games gold medallist Ricardo Garcia injects the squad with a wealth of experience.

Poland will want to quickly add another medal to their honours list after picking up bronze during last year's campaign, their first ever in the World League. The signs of improvement continued after the World League as they wrapped up bronze at the European Championships and then silver at the World Cup. They will be dark horses to take the group ahead of Brazil, although lost to their South American counterparts in five sets at the World Cup.

Canada return to the competition for the first time since 2006 and off the back of a brilliant campaign at the NORCECA Continental Olympic Qualification Tournament where they turned the form book on its head to reach the final, losing to USA.

Finland are back once again and with no chance of reaching the Olympic Games, will hope to remain focused and reach their first ever Finals.

USA and Italy aim for advantage ahead of London

With both the United States and Italy assured of a place at the 2012 Olympic Games after winning their respective Continental Olympic Qualification Tournaments, their focus will be on preparing for London and gaining momentum leading up to the main event.

The US have not been at their best in recent years, but their only gold medal in the tournament came in 2008, the same year they gained immortality by winning gold at the Beijing Olympic Games, so they will hope history repeats itself this year.

Italy have seen a drastic improvement since Mauro Berruto was named coach in December 2010, and



narrowly missed out on bronze at last year's World Cup, with one set the difference between them and Brazil. They will fancy their chances at capturing the pool and an automatic place in the Finals.

France and Korea complete the pool, with both also scheduled to compete in World Olympic Qualification Tournaments during the same period, adding a distraction for both.

Young stars point to promising Argentinean future

Argentina will come into the World League just weeks after successfully qualifying for the London 2012 Olympic Games, with several rising stars building a promising future for the team.

Facundo Conte, Sebastian Sole and Luciano De Cecco are just three players from the squad that finished last year's World League in fourth, their best ever ranking.

Javier Weber's young stalwarts will be hoping to add to their success this year, starting with the World League.

However, they face a sizeable opponent in Germany, who pushed Italy all the way in a sensational CEV Continental Olympic Qualification Tournament final in May, narrowly losing by the narrowest of margins.

Bulgaria are in a state of transition and will be reeling after missing out on Olympic qualification in May. They still have another chance at the World Men's Olympic Qualification Tournament so will want to use the World League to prepare for that crucial event.

Finally, Portugal return all the more experienced after qualifying for the first time since 2006 last year. They had to hold off China in the Playoffs to keep their place in the tournament and will be hoping to build on last year's campaign.

12 days of pool play per team
400 players
62 referees
5-day finals

23rd edition

**BROADCAST
LIVE WORLDWIDE**

106 matches in total

16 host cities
US\$ 5.7m in prize money

2,000+ media

INTERCONTINENTAL ROUND









INTERCONTINENTAL ROUND

May 18 - July 1, 2012

The 2012 FIVB Volleyball World League Intercontinental Round features 16 teams split into four pools playing across four weekends over three days with two matches a day. The winners of each pool and the best runner-up qualify for the

Finals. Bulgaria, hosts of this year's Finals, are guaranteed a place among the top six, meaning that if they win their group, the two best second-placed teams will advance and if they finish the best runners-up, the second best will qualify.

POOL A

-  RUS Russia
-  CUB Cuba
-  SRB Serbia
-  JPN Japan





POOL C

-  ITA Italy
-  USA USA
-  FRA France
-  KOR Korea

POOL B

-  BRA Brazil
-  POL Poland
-  FIN Finland
-  CAN Canada

POOL D

-  ARG Argentina
-  BUL Bulgaria
-  GER Germany
-  POR Portugal



COMPETITION FORMULA

Four weekends of pool play over seven weeks
16 teams
Four pools of four teams
Three rounds away
One round at home (except CUB)
Round-robin system
Six matches per round
A total of 12 matches per team
An overall total of 96 matches

MATCH POINT DISTRIBUTION

3-0 or 3-1	Winners: 3pts	Losers: 0pt
3-2	Winners: 2pts	Losers: 1pt

TIE BREAKING CRITERIA

1	Number of matches won
2	Sets ratio
3	Points ratio

Squad Sizes

The 2012 edition sees an increase in the size of squads with teams able to have 25 players eligible for selection throughout the tournament. The 12-14 match day players will be selected from the 25. Previous editions saw teams only allowed 20 players in their tournament squad.

Tie breaking criteria

Teams even on points at the end of the Intercontinental Round will be classified according to the number of matches they have won, sets ratio and then points ratio, changing from the previous system of using points ratio before sets ratio. The following tie breaking criteria will be applied one after the other until the tie has been broken:

1. Number of matches won.
2. Sets ratio. If the tie persists after as per the number of matches won, the teams will be classified in descending order by the quotient resulting from the division of the number of all sets won by the number of all sets lost.
3. Points ratio. If there is still a tie after applying the two criteria described above, teams will be classified in descending order by the quotient resulting from the division of all points scored by the total of points lost during all sets.
4. If the tie continues, the priority will be given to the team who won the last match between them.
5. When the tie in points ratio is between three or more teams, a new classification of these teams in the terms of point 2 and point 3 will be made taking into account only the matches in which they were opposed to each other.

VENUE INFORMATION

POOL A

ROUND 1

MAY 18-20



HAMAMATSU, JAPAN

HAMAMATSU ARENA

808-1, Wadamachi, Higashi-ku

Hamamatsu

Capacity: 5,000



ROUND 2

JUNE 15-17



SANTO DOMINGO, DOMINICAN REP.

PALACIO DEL VOLEIBOL

Juan Pablo Duarte Olympic Center

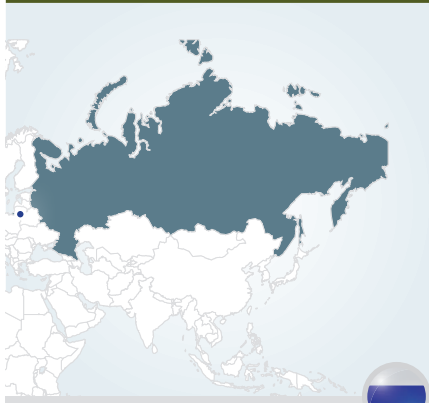
Santo Domingo

Capacity: 5,000



ROUND 3

JUNE 22-24



KALININGRAD, RUSSIA

YANTARNY

Soglasia 39

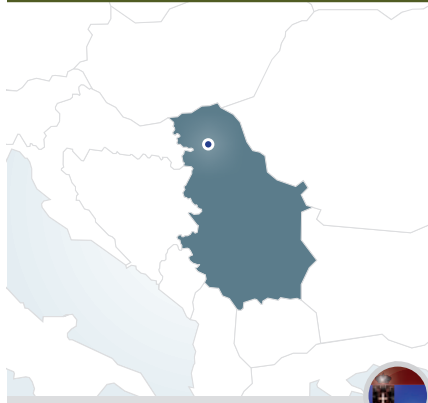
Kaliningrad

Capacity: 7,000



ROUND 4

JUNE 28-30



NOVI SAD, SERBIA

SPC VOJVODINA

Sutjeska 2

Novi Sad

Capacity: 10,000



POOL B

ROUND 1

MAY 18-20



TORONTO, CANADA



RICOH COLISEUM

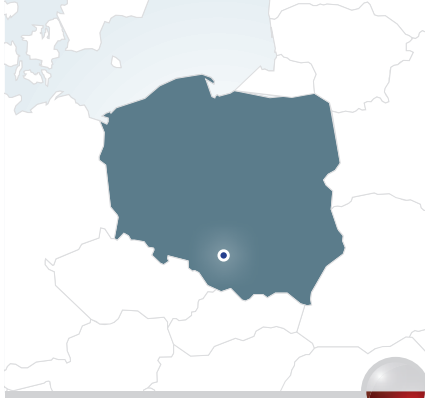
100 Princes Blvd

Toronto, Ontario M6K 3C3

Capacity: 8,400

ROUND 2

JUNE 1-3



KATOWICE, POLAND



SPODEK

Aleja Wojciecha Korfantego 35

Katowice

Capacity: 11,000

ROUND 3

JUNE 8-10



SÃO BERNARDO DO CAMPO, BRAZIL



GINASIO MUNICIPAL ADIB MOISES DIB

Av. Kennedy 1.155

Anchieta 09726-263, São Bernardo Do Campo

Capacity: 5,400

ROUND 4

JUNE 15-17



TAMPERE, FINLAND



TAMPERE ICE HALL

Keltinkatu 2

33530 Tampere

Capacity: 8,000

VENUE INFORMATION

POOL C

ROUND 1

MAY 18-20



FLORENCE, ITALY

NELSON MANDELA FORUM

Viale Malta, 6

50137 Firenze

Capacity: 5,500

ROUND 2

JUNE 15-17



LYON, FRANCE

PALAIS DES SPORTS DE GERLAND

350 Avenue Jean Jaurès

69007 Lyon

Capacity: 5,000

ROUND 3

JUNE 22-24



GWANGJU, KOREA

YEOMJU GYMNASIUM

Pungam-dong, Seo-gu

Gwangju Metropolitan City

Capacity: 9,000

ROUND 4

JUNE 29 - JULY 1



DALLAS, USA

DALLAS CONVENTION CENTER ARENA

650 S. Griffin St.

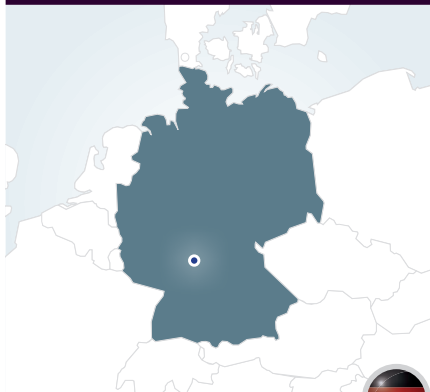
Dallas, Texas 75202

Capacity: 7,500

POOL D

ROUND 1

MAY 25-27



FRANKFURT AM MAIN, GERMANY



FRAPORT ARENA

Silostr. 46

65929 Frankfurt am Main

Capacity: 5,000

ROUND 2

JUNE 15-17



BUENOS AIRES, ARGENTINA



POLIDEPORTIVO ALMIRANTE BROWN

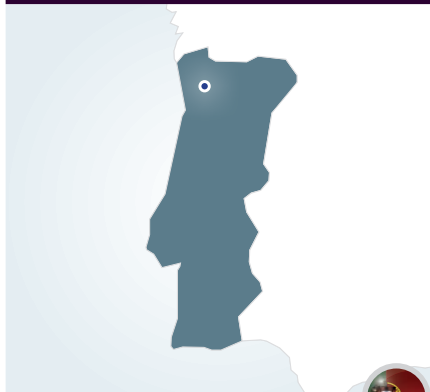
25 de Mayo y Quiroga

Burzaco, Almirante Brown, Buenos Aires

Capacity: 5,000

ROUND 3

JUNE 22-24



GUIMARÃES, PORTUGAL



MULTIUSOS DE GUIMARÃES

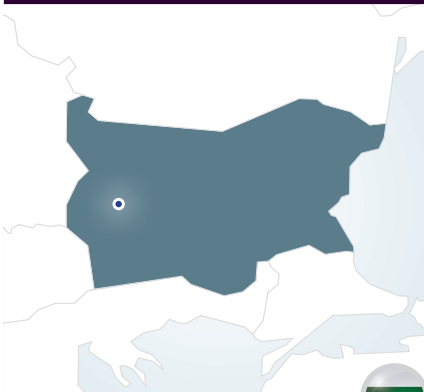
Alameda Cidade de Lisboa

4835-037 Creixomil, Guimarães

Capacity: 5,000

ROUND 4

JUNE 29 - JULY 1



SOFIA, BULGARIA



ARENA ARMEEC

Bul. Asen Yordanov 1

Sofia

Capacity: 12,300

COMPETITION CALENDAR

Host countries	Friday May 18	Saturday May 19	Sunday May 20	May 21-24	Friday May 25	Saturday May 26	Sunday May 27	May 28-30	Friday June 1	Saturday June 2	Sunday June 3	June 4-7	Friday June 8	Saturday June 9
ARG														
BRA													BRA v FIN CAN v POL	BRA v CAN POL v FIN
BUL														
CAN	CAN v FIN BRA v POL	CAN v BRA POL v FIN	BRA v FIN CAN v POL											
DOM														
FIN														
FRA														
GER					BUL v ARG POR v GER	POR v BUL GER v ARG	ARG v POR GER v BUL							
ITA	USA v FRA KOR v ITA	KOR v USA FRA v ITA	FRA v KOR USA v ITA											
JPN	RUS v SRB JPN v CUB	CUB v SRB JPN v RUS	JPN v SRB CUB v RUS											
KOR														
POL									BRA v FIN POL v CAN	CAN v BRA POL v FIN	FIN v CAN POL v BRA			
POR														
RUS														
SRB														
USA														

Sunday June 10	June 11-14	Friday June 15	Saturday June 16	Sunday June 17	June 18-21	Friday June 22	Saturday June 23	Sunday June 24	June 25-27	Thursday June 28	Friday June 29	Saturday June 30	Sunday July 1	Host countries
		POR v GER ARG v BUL	POR v BUL ARG v GER	GER v BUL ARG v POR										ARG
BRA v POL FIN v CAN														BRA
											ARG v GER BUL v POR	POR v GER ARG v BUL	POR v ARG GER v BUL	BUL
														CAN
		SRB v RUS CUB v JPN	JPN v RUS SRB v CUB	JPN v SRB CUB v RUS										DOM
		BRA v CAN FIN v POL	CAN v POL FIN v BRA	POL v BRA FIN v CAN										FIN
		FRA v KOR ITA v USA	USA v KOR FRA v ITA	ITA v KOR FRA v USA										FRA
														GER
														ITA
														JPN
						KOR v FRA ITA v USA	KOR v ITA FRA v USA	KOR v USA FRA v ITA						KOR
														POL
						BUL v ARG POR v GER	ARG v GER POR v BUL	GER v BUL ARG v POR						POR
						SRB v CUB RUS v JPN	JPN v CUB RUS v SRB	SRB v JPN CUB v RUS						RUS
										JPN v RUS SRB v CUB	RUS v CUB JPN v SRB	CUB v JPN SRB v RUS		SRB
											FRA v ITA USA v KOR	ITA v KOR USA v FRA	FRA v KOR USA v ITA	USA

MATCH SCHEDULE

POOL A

ROUND 1

JAPAN		MAY 18-20		HAMAMATSU		HAMAMATSU ARENA				
Match No.	Date	Loc. Time	GMT Time	Match	Results	Set 1	Set 2	Set 3	Set 4	Set 5
01	18.05	15:30	06:30	RUS v SRB	-	-	-	-	-	-
02	18.05	18:30	09:30	JPN v CUB	-	-	-	-	-	-
03	19.05	13:00	04:00	CUB v SRB	-	-	-	-	-	-
04	19.05	16:00	07:00	JPN v RUS	-	-	-	-	-	-
05	20.05	13:00	04:00	JPN v SRB	-	-	-	-	-	-
06	20.05	16:00	07:00	CUB v RUS	-	-	-	-	-	-

ROUND 2

DOM. REP.		JUNE 15-17		SANTO DOMINGO		PALACIO DEL VOLEIBOL				
Match No.	Date	Loc. Time	GMT Time	Match	Results	Set 1	Set 2	Set 3	Set 4	Set 5
25	15.06	17:00	21:00	SRB v RUS	-	-	-	-	-	-
26	15.06	19:30	23:30	CUB v JPN	-	-	-	-	-	-
27	16.06	17:00	21:00	JPN v RUS	-	-	-	-	-	-
28	16.06	19:30	23:30	SRB v CUB	-	-	-	-	-	-
29	17.06	14:30	18:30	JPN v SRB	-	-	-	-	-	-
30	17.06	17:00	21:00	CUB v RUS	-	-	-	-	-	-

ROUND 3

RUSSIA		JUNE 22-24		KALININGRAD		YANTARNY				
Match No.	Date	Loc. Time	GMT Time	Match	Results	Set 1	Set 2	Set 3	Set 4	Set 5
49	22.06	16:30	13:30	SRB v CUB	-	-	-	-	-	-
50	22.06	19:15	16:15	CUB v SRB	-	-	-	-	-	-
51	23.06	16:30	13:30	JPN v SRB	-	-	-	-	-	-
52	23.06	19:15	16:15	JPN v CUB	-	-	-	-	-	-
53	24.06	16:30	13:30	JPN v RUS	-	-	-	-	-	-
54	24.06	19:15	16:15	CUB v RUS	-	-	-	-	-	-

ROUND 4

SERBIA		JUNE 28-30		NOVI SAD		SPC VOJVODINA				
Match No.	Date	Loc. Time	GMT Time	Match	Results	Set 1	Set 2	Set 3	Set 4	Set 5
73	28.06	15:00	13:00	JPN v RUS	-	-	-	-	-	-
74	28.06	18:00	16:00	SRB v CUB	-	-	-	-	-	-
75	29.06	17:00	15:00	RUS v CUB	-	-	-	-	-	-
76	29.06	20:00	18:00	JPN v SRB	-	-	-	-	-	-
77	30.06	17:00	15:00	CUB v JPN	-	-	-	-	-	-
78	30.06	20:00	18:00	SRB v RUS	-	-	-	-	-	-

FINAL STANDINGS

Rk	Country	Pts	Matches		Sets			Points			
			Total	Won	Lost	Won	Lost	Ratio	Won	Lost	Ratio
1			3-0	3-1	3-2	0-3	1-3	2-3			
2											
3											
4											

POOL B

ROUND 1

CANADA				MAY 18-20			TORONTO			RICOH COLISEUM		
Match No.	Date	Loc. Time	GMT Time	Match	Results	Set 1	Set 2	Set 3	Set 4	Set 5		
07	18.05	16:00	20:00	CAN v FIN	-	-	-	-	-	-		
08	18.05	20:00	00:00 (+1d)	BRA v POL	-	-	-	-	-	-		
09	19.05	16:00	20:00	CAN v BRA	-	-	-	-	-	-		
10	19.05	20:00	00:00 (+1d)	POL v FIN	-	-	-	-	-	-		
11	20.05	16:00	20:00	BRA v FIN	-	-	-	-	-	-		
12	20.05	20:00	00:00(+1d)	CAN v POL	-	-	-	-	-	-		

ROUND 2

POLAND				JUNE 1-3			KATOWICE			SPODEK		
Match No.	Date	Loc. Time	GMT Time	Match	Results	Set 1	Set 2	Set 3	Set 4	Set 5		
31	01.06	17:30	15:30	BRA v FIN	-	-	-	-	-	-		
32	01.06	20:00	18:00	POL v CAN	-	-	-	-	-	-		
33	02.06	17:30	15:30	CAN v BRA	-	-	-	-	-	-		
34	02.06	20:00	18:00	POL v FIN	-	-	-	-	-	-		
35	03.06	17:30	15:30	FIN v CAN	-	-	-	-	-	-		
36	03.06	20:00	18:00	POL v BRA	-	-	-	-	-	-		

ROUND 3

BRAZIL				JUNE 8-10			SÃO BERNARDO DO CAMPO			GINASIO MUNICIPAL		
Match No.	Date	Loc. Time	GMT Time	Match	Results	Set 1	Set 2	Set 3	Set 4	Set 5		
55	08.06	09:50	12:50	BRA v FIN	-	-	-	-	-	-		
56	08.06	12:30	15:30	CAN v POL	-	-	-	-	-	-		
57	09.06	09:50	12:50	BRA v CAN	-	-	-	-	-	-		
58	09.06	12:30	15:30	POL v FIN	-	-	-	-	-	-		
59	10.06	09:50	12:50	BRA v POL	-	-	-	-	-	-		
60	10.06	12:30	15:30	FIN v CAN	-	-	-	-	-	-		

ROUND 4

FINLAND				JUNE 15-17			TAMPERE			TAMPERE ICE HALL		
Match No.	Date	Loc. Time	GMT Time	Match	Results	Set 1	Set 2	Set 3	Set 4	Set 5		
79	15.06	17:00	14:00	BRA v CAN	-	-	-	-	-	-		
80	15.06	19:30	16:30	FIN v POL	-	-	-	-	-	-		
81	15.06	16:00	13:00	CAN v POL	-	-	-	-	-	-		
82	15.06	18:30	15:30	FIN v BRA	-	-	-	-	-	-		
83	15.06	16:00	13:00	POL v BRA	-	-	-	-	-	-		
84	15.06	18:30	15:30	FIN v CAN	-	-	-	-	-	-		


FINAL STANDINGS

Rk	Country	Pts	Matches			Sets			Points		
			Total	Won	Lost	Won	Lost	Ratio	Won	Lost	Ratio
3-0 3-1 3-2 0-3 1-3 2-3											
1											
2											
3											
4											

MATCH SCHEDULE

POOL C

ROUND 1

 ITALY		MAY 18-20			FLORENCE		NELSON MANDELA FORUM				
Match No.	Date	Loc. Time	GMT Time	Match	Results	Set 1	Set 2	Set 3	Set 4	Set 5	
13	18.05	17:00	15:00	 USA v  FRA	-	-	-	-	-	-	
14	18.05	20:30	18:30	 KOR v  ITA	-	-	-	-	-	-	
15	19.05	17:00	15:00	 KOR v  USA	-	-	-	-	-	-	
16	19.05	20:30	18:30	 FRA v  ITA	-	-	-	-	-	-	
17	20.05	17:00	15:00	 FRA v  KOR	-	-	-	-	-	-	
18	20.05	20:30	18:30	 USA v  ITA	-	-	-	-	-	-	

ROUND 2

 FRANCE		JUNE 15-17			LYON		PALAIS DES SPORTS DE GERLAND				
Match No.	Date	Loc. Time	GMT Time	Match	Results	Set 1	Set 2	Set 3	Set 4	Set 5	
37	15.06	15:00	13:00	 FRA v  KOR	-	-	-	-	-	-	
38	15.06	18:30	16:30	 ITA v  USA	-	-	-	-	-	-	
39	16.06	17:00	15:00	 USA v  KOR	-	-	-	-	-	-	
40	16.06	20:00	18:00	 FRA v  ITA	-	-	-	-	-	-	
41	17.06	15:00	13:00	 JPN v  KOR	-	-	-	-	-	-	
42	17.06	18:00	16:00	 FRA v  USA	-	-	-	-	-	-	

ROUND 3

 KOREA		JUNE 22-24			GWANGJU		YEOMJU GYMNASIUM				
Match No.	Date	Loc. Time	GMT Time	Match	Results	Set 1	Set 2	Set 3	Set 4	Set 5	
61	22.06	14:00	05:00	 KOR v  FRA	-	-	-	-	-	-	
62	22.06	16:30	07:30	 ITA v  USA	-	-	-	-	-	-	
63	23.06	14:00	05:00	 KOR v  ITA	-	-	-	-	-	-	
64	23.06	16:30	07:30	 FRA v  USA	-	-	-	-	-	-	
65	24.06	14:00	05:00	 KOR v  USA	-	-	-	-	-	-	
66	24.06	16:30	07:30	 FRA v  ITA	-	-	-	-	-	-	

ROUND 4

 USA		JUNE 29 - JULY 1			DALLAS		DALLAS ARENA				
Match No.	Date	Loc. Time	GMT Time	Match	Results	Set 1	Set 2	Set 3	Set 4	Set 5	
85	29.06	17:00	22:00	 FRA v  ITA	-	-	-	-	-	-	
86	29.06	19:30	00:30 (+1d)	 USA v  KOR	-	-	-	-	-	-	
87	30.06	17:00	22:00	 ITA v  KOR	-	-	-	-	-	-	
88	30.06	19:30	00:30 (+1d)	 USA v  FRA	-	-	-	-	-	-	
89	01.07	17:00	22:00	 FRA v  KOR	-	-	-	-	-	-	
90	01.07	19:30	00:30 (+1d)	 USA v  ITA	-	-	-	-	-	-	

FINAL STANDINGS

Rk	Country	Pts	Matches		Sets			Points			
			Total	Won	Lost	Won	Lost	Ratio	Won	Lost	Ratio
1			3-0	3-1	3-2	0-3	1-3	2-3			
2											
3											
4											

POOL D

ROUND 1

GERMANY		MAY 25-27		FRANKFURT AM MAIN			FRAPORT ARENA			
Match No.	Date	Loc. Time	GMT Time	Match	Results	Set 1	Set 2	Set 3	Set 4	Set 5
19	25.05	17:00	15:00	BUL v ARG	-	-	-	-	-	-
20	25.05	20:00	18:00	POR v GER	-	-	-	-	-	-
21	26.05	17:00	15:00	POR v BUL	-	-	-	-	-	-
22	26.05	20:00	18:00	GER v ARG	-	-	-	-	-	-
23	27.05	12:00	10:00	ARG v POR	-	-	-	-	-	-
24	27.05	15:00	13:00	GER v BUL	-	-	-	-	-	-

ROUND 2

ARGENTINA		JUNE 15-17		BUENOS AIRES			POLIDEPORTIVO SAGVB			
Match No.	Date	Loc. Time	GMT Time	Match	Results	Set 1	Set 2	Set 3	Set 4	Set 5
43	15.06	18:00	21:00	POR v GER	-	-	-	-	-	-
44	15.06	21:00	00:00 (+1d)	ARG v BUL	-	-	-	-	-	-
45	16.06	18:00	21:00	POR v BUL	-	-	-	-	-	-
46	16.06	21:00	00:00(+1d)	ARG v GER	-	-	-	-	-	-
47	17.06	18:00	21:00	GER v BUL	-	-	-	-	-	-
48	17.06	21:00	00:00 (+1d)	ARG v POR	-	-	-	-	-	-

ROUND 3

PORTUGAL		JUNE 22-24		GUIMARÃES			MULTIUSOS DE GUIMARÃES			
Match No.	Date	Loc. Time	GMT Time	Match	Results	Set 1	Set 2	Set 3	Set 4	Set 5
67	22.06	14:30		BUL v ARG	-	-	-	-	-	-
68	22.06	17:30		POR v GER	-	-	-	-	-	-
69	23.06	14:30		ARG v GER	-	-	-	-	-	-
70	23.06	17:30		POR v BUL	-	-	-	-	-	-
71	24.06	14:30		GER v BUL	-	-	-	-	-	-
72	24.06	17:30		ARG v POR	-	-	-	-	-	-

ROUND 4

BULGARIA		JUNE 29 - JULY 1		SOFIA			ARENA ARMEEC			
Match No.	Date	Loc. Time	GMT Time	Match	Results	Set 1	Set 2	Set 3	Set 4	Set 5
91	29.06	17:30		ARG v GER	-	-	-	-	-	-
92	29.06	20:45		BUL v POR	-	-	-	-	-	-
93	30.06	17:30		POR v GER	-	-	-	-	-	-
94	30.06	20:45		ARG v BUL	-	-	-	-	-	-
95	01.07	15:30		POR v ARG	-	-	-	-	-	-
96	01.07	18:00		GER v BUL	-	-	-	-	-	-

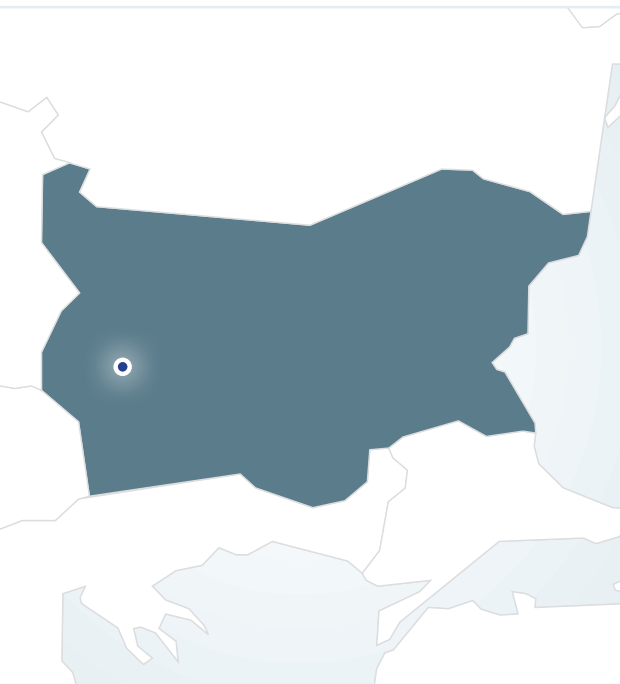
FINAL STANDINGS

Rk	Country	Pts	Matches			Sets			Points		
			Total	Won	Lost	Won	Lost	Ratio	Won	Lost	Ratio
1			3-0	3-1	3-2	0-3	1-3	2-3			
2											
3											
4											

FINALS







FINALS

July 4-8, 2012 – Sofia, Bulgaria

Following seven gripping weeks of Intercontinental Round pool play around the world, all eyes will turn towards Bulgaria from July 4 to 8 and the brand-new Arena Armeec complex in Sofia as it will host the FIVB Volleyball World League Finals. The atmosphere in the hall promises to be electric, with more than 12,000 enthusiastic fans shaking the building to its foundations.


This is the first time that the eastern European country is hosting the event and it will be the third volleyball competition the hall will host in 2012 after welcoming the CEV Men's Continental Olympic Qualification Tournament from May 8 to 13 and the Men's World Olympic Qualification Tournament from June 8 to 10.



COMPETITION FORMULA

Five days
Arena Armeec, Sofia, Bulgaria
Six teams (Bulgaria + five to be defined)
Two pools of three teams
Round-robin for the pool play
A total of 10 matches

POOL E

 BUL	Bulgaria
C1	Winners of Pool C
D1*	Winners of Pool D

POOL F

A1	Winners of Pool A
B1	Winners of Pool B
Best 2nd*	Best second-placed team

* see below

Competition Formula

Finals of six

The FIVB Volleyball World League Finals will see six teams contest for the crown at the 23rd edition of the premier annual men’s volleyball tournament. The hosts, the four pool winners and the best second-placed team will progress to the Finals. If Bulgaria finish top of their pool, then the two best second-placed sides will qualify as the hosts are automatically granted a spot.

The teams are divided in two Pools of three teams each and will play a round-robin format during the first three days. The two top teams from each pool will advance to crossed semifinals (1st Pool E v 2nd Pool F and 1st Pool F v 2nd Pool E) and final matches. Teams ranked third in each pool will be eliminated.

Team distribution

1. The organisers (Bulgaria) are automatically seeded in Pool E as number 1.
2. If Bulgaria finish 1st (as D1), then the D1 slot will be given to the first best runners-up, with the second best runners-up placed in Pool F.

VENUE INFORMATION



The host country: Bulgaria

Volleyball has enjoyed a long history and gained huge popularity in Bulgaria, and the passion of the country's fans will no doubt create an electric atmosphere at the Arena Armeec Sofia across the five days of the 2012 FIVB Volleyball World League Finals.

Bulgaria boasts a strong volleyball tradition with the men's national team having enjoyed much success at the World and European Championships, Olympic Games and other international tournaments for almost 50 years.

The host city: Sofia

Sofia is the capital of Bulgaria and the city, located in the western region of the country, is by far the nation's largest. Resting at the foot of Mount Vitosha on the banks of the Vladaiska and Perlovska Rivers, Sofia is home to a growing population of almost 1.5 million residents.


The city is a dynamic blend of east meets west is today one of southern Europe's top tourist destinations.

Arena Armeec Sofia

Arena Armeec Sofia is a multi-purpose indoor arena, which was opened in summer 2011 with the sole aim of providing athletes with the best conditions for top-class sports performance. The venue boasts world-class facilities for over 25 different sports and has a capacity of 12,000 people for sports events and up to nearly 18,000, with standing places, for concerts.


Arena Armeec Sofia hosted the CEV Men's Continental Olympic Qualification Tournament for the London 2012 Olympic Games from May 8 to 13. It will also host a World Olympic Qualification Tournament in June and one leg of this year's FIVB World League Intercontinental Round when Bulgaria hosts Pool D on the penultimate weekend of action before welcoming the Finals the week after.

With this state-of-the-art arena, Sofia definitely offers an attractive venue for more international volleyball competitions in the years to come.





COMPETITION CALENDAR & MATCH SCHEDULE

Host city	Wednesday July 4		Thursday July 5		Friday July 6		Saturday July 7		Sunday July 8	
 Sofia, BUL	97	15:30	99	15:30	101	15:30	103	15:30	105	15:30
	v		v		v		1 ST v 2 ND		FINALS 3-4	
	98	18:45	100	18:45	102	18:45	104	18:45	106	18:45
	v		v		v		1 ST v 2 ND		FINALS 1-2	

* SORTED BY MATCH DATE THEN GMT TIME

BULGARIA		JULY 4-8				SOFIA		ARENA ARMEEC				
Match No.	Pool	Date	Loc. Time	GMT Time	Match	Results	Set 1	Set 2	Set 3	Set 4	Set 5	
97		04.07	17:30	15:30	v	-	-	-	-	-	-	
98		04.07	20:45	18:45	v	-	-	-	-	-	-	
99		05.07	17:30	15:30	v	-	-	-	-	-	-	
100		05.07	20:45	18:45	v	-	-	-	-	-	-	
101		06.07	17:30	15:30	v	-	-	-	-	-	-	
102		06.07	20:45	18:45	v	-	-	-	-	-	-	
103	SF1	07.07	17:30	15:30	v	-	-	-	-	-	-	
104	SF2	07.07	20:45	18:45	v	-	-	-	-	-	-	
105	F3-4	08.07	17:30	15:30	L SF1 v L SF2	-	-	-	-	-	-	
106	F1-2	08.07	20:45	18:45	W SF1 v W SF2	-	-	-	-	-	-	

* Final schedule still to be confirmed





MATCH RESULTS & FINAL STANDINGS

POOL E

Rk	Country	Pts	Matches			Sets			Points		
			Total	Won	Lost	Won	Lost	Ratio	Won	Lost	Ratio
			3-0	3-1	3-2	0-3	1-3	2-3			
1											
2											
3											

POOL F

Rk	Country	Pts	Matches			Sets			Points		
			Total	Won	Lost	Won	Lost	Ratio	Won	Lost	Ratio
			3-0	3-1	3-2	0-3	1-3	2-3			
1											
2											
3											

SEMIFINALS

v
v

BRONZE MEDAL MATCH

v

GOLD MEDAL MATCH

v

2012 WORLD LEAGUE CHAMPIONS

--

FINAL STANDINGS

1	9
2	10
3	11
4	12
5	13
6	14
7	15
8	16

TV COVERAGE



TV Coordination Agency

IMG

IMG MEDIA

McCormack House
Burlington Lane
London W4 2TH
United Kingdom

IMG Media Broadcast Coordinator Manager

Ms Sophie Ormond
Email: Sophie.Ormond@imgworld.com
Email: FIVB.TVAgency@imgworld.com
Office: +44 (0) 208 233 6542

IMG Media Global Sales Coordinator

Mr Filippo Guidolin
Email: Filippo.Guidolin@imgworld.com
Email: FIVB.TVAgency@imgworld.com
Office: +44 (0) 208 233 6140

FIVB WEB TV powered by LAOLA1.tv will provide outstanding coverage of the FIVB World League 2012 to meaning fans can follow the best of the action live and free*.

The world's best players will battle for the FIVB World League title and show their form just a few weeks before the long-awaited 2012 Olympic Games and you can see all the drama unfold with live match coverage and footage on demand on FIVB Web TV.

LAOLA1.tv is the sports TV leader on the web and mobile devices, supplying fans with video footage from the world of sport all year round.

FIVB Web TV is synonymous with live coverage and interviews for all of the FIVB's key events including the FIVB Beach Volleyball SWATCH World Tour, FIVB Volleyball World League, FIVB Volleyball World Grand Prix and FIVB Volleyball Club World Championships. Wall-to-wall action at the touch of a button as the world's best teams prepare for London.

* Due to television rights, the FIVB Volleyball World League won't be available on FIVB WEB TV in certain territories



MEDIA

FIVB Online Accreditation System

The FIVB continues to embrace the online generation and in addition to its presence on Facebook, Twitter and YouTube, the FIVB Press Department launched the online media accreditation platform at the end of 2011.

The online accreditation system allows journalists and media professionals around the world to register to become a member of the FIVB Media Club which offers special media incentives, optional

communication preferences in addition to being able to request accreditation for FIVB volleyball and beach volleyball events.

Once registered, journalists will receive a log in and password to maintain their online details as well as apply for accreditation for FIVB tournaments.

For more details visit www.fivb.org/en/media

FIVB MEDIA CLUB AND ONLINE ACCREDITATION SYSTEM

The online accreditation system allows journalists and media professionals around the world to register to become a member of the FIVB Media Club which offers special media incentives, optional communication preferences in addition to being able to request accreditation for FIVB volleyball and beach volleyball events.

Once registered, journalists will receive a log in and password to maintain their online details as well as apply for accreditation for FIVB tournaments. Media representatives wishing to attend an FIVB event must apply directly to the FIVB Press Department using the online accreditation system.


Media representatives who are not yet registered with the FIVB via the online accreditation system will not be able to apply for accreditation until they have completed the registration procedure via the online system here below, and their registration has been accepted by the FIVB.

ALREADY AN FIVB MEDIA CLUB MEMBER?
Click on the login button below to access your personal account and apply for accreditation.

[Login](#)

TERMS AND CONDITIONS FOR MEDIA REPRESENTATIVES
Click [here](#) to read the FIVB Terms and Conditions for all media representatives applying for accreditation for an FIVB event.

FOR FURTHER INFORMATION
FIVB Press Department: press@fivb.org
FEDERATION INTERNATIONALE DE VOLLEYBALL
« Château Les Tournelles »
Edouard-Sandoz 2-4
1006 Lausanne/Switzerland
Tel. +41 21 345 35 35
Fax +41 21 345 35 45
www.fivb.org



Step 1 | Step 2 | Step 3 | Step 4 | Step 5

Personal information

Last name: Suffix:

First name: Middle:

Nationality: Gender:

Email address:

Birthdate: Enter date

Birth place:

Languages: <No language>

Function

Editor TV commentator Radio technician

Journalist / Reporter TV technician / Camera operator Confed/NF press officer

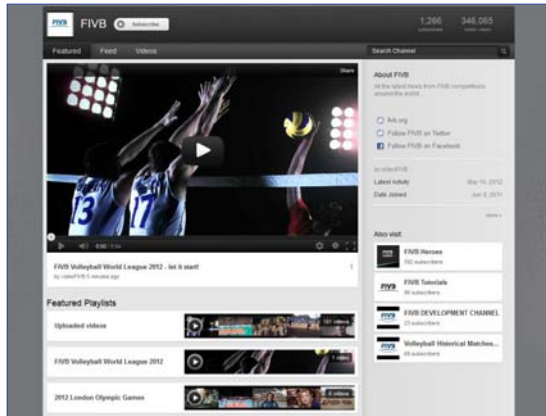
Photographer Radio commentator Works as freelance

Media organisation

Name:

www.youtube.com/videoofivb

Visit the FIVB YouTube Video Channel to see exclusive interviews with the volleyball stars of the 2012 FIVB Volleyball World League Finals.



www.fivb.org

The official FIVB website provides detailed coverage of the World League. Live scoring, live streaming, photo slideshow and match info allow you to follow the competition as it happens.



THE FIVB HEROES CAMPAIGN

“LIFE IS SHORT, SPIKE HARD!”

The Heroes Campaign is FIVB’s new marketing and promotional initiative designed to feature the FIVB top players more prominently. It is a long-term global platform for Volleyball and Beach Volleyball stars and contains eye-catching imagery of the Heroes athletes to represent FIVB’s events. It is intended to create role models for the younger generation and to benefit the development and promotion of the sport.

“IT’S NOT HOW BIG YOU ARE, IT’S HOW BIG YOU PLAY”

The selected FIVB Heroes are

- the sport’s most experienced top stars and emerging high-potential talents
- highly successful based on their competition statistics
- leaders of their national teams and popular in their home countries
- players with appeal and charisma

Altogether more than 60 Volleyball and Beach Volleyball players from nearly 20 countries have been selected and featured as FIVB Heroes so far.

“YOU HAVEN’T SEEN GOOD UNTIL YOU’VE SEEN US.”

Explore the FIVB Heroes campaign on FIVBheroes.com

Get insider information about your favourite FIVB Heroes on the official campaign website with exclusive features and TV clips or interact with them on the FIVB Heroes channels on Facebook, Twitter and YouTube.

“RAISE YOUR EXPECTATIONS”

The FIVB Heroes campaign plays a crucial role in the global promotion of FIVB’s social engagement, with the FIVB Heroes being the faces of the new partnership for development and peace between FIVB and the United Nations. A large part of the alliance consists in raising awareness of the UN Millennium Development Goals, UN themes and issues of common interest at FIVB tournaments and in the framework of the FIVB Heroes campaign. The cooperation will also be realized through the implementation of joint development and humanitarian projects, in collaboration with the national Volleyball federations in countries where FIVB tournaments will be staged, as well as with relevant UN organizations.



GLOBAL PARTNERSHIP FOR
DEVELOPMENT AND PEACE



**WE LIKE IT QUICK,
HARD AND FAST.**



FIVBTM










HEROES



THIS IS VOLLEYBALL




Jelena Nikolic (SRB) / Zbigniew Bartman (POL) / Sheilla Castro (BRA)

FIVBheroes.com

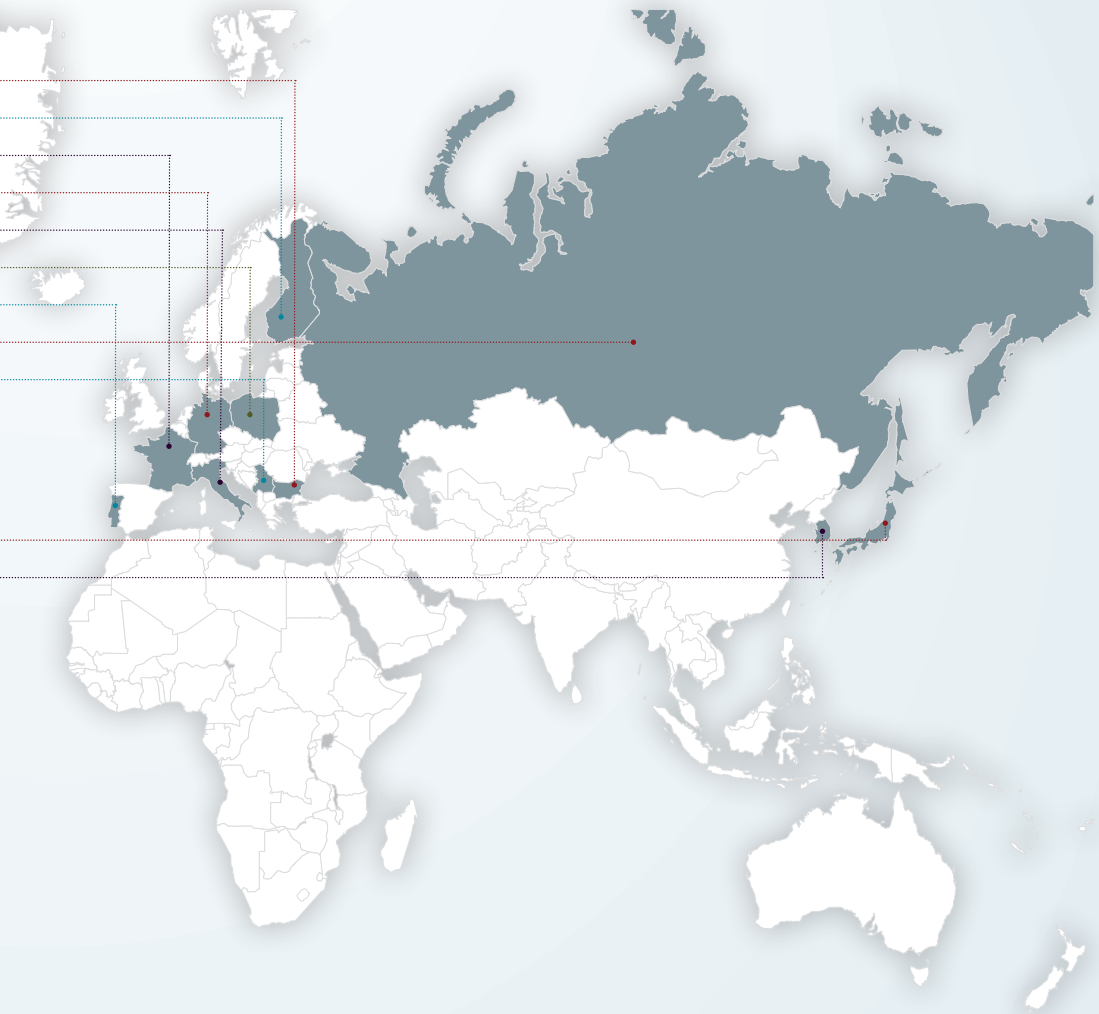
PARTICIPANTS MAP

EUROPE			
	BUL	Bulgaria	POOL B
	FIN	Finland	POOL C
	FRA	France	POOL D
	GER	Germany	POOL B
	ITA	Italy	POOL D
	POL	Poland	POOL A
	POR	Portugal	POOL C
	RUS	Russia	POOL B
	SRB	Serbia	POOL C

ASIA			
	JPN	Japan	POOL B
	KOR	Korea	POOL D

NORCECA			
	CAN	Canada	POOL A
	CUB	Cuba	POOL D
	USA	USA	POOL A

SOUTH AMERICA			
	ARG	Argentina	POOL C
	BRA	Brazil	POOL A













MATCH HISTORY

	ARG		BRA		BUL		CAN		CUB		FIN		FRA		GER		ITA		JPN		KOR		POL		POR		RUS		SRB		USA			
	W	L	W	L	W	L	W	L	W	L	W	L	W	L	W	L	W	L	W	L	W	L	W	L	W	L	W	L	W	L	W	L	W	L
ARG v	-	-	0	20	1	8	2	2	2	11	6	2	7	5	0	4	5	9	4	0	2	2	2	16	11	5	0	0	6	11	0	0		
BRA v	20	0	-	-	15	3	10	2	12	10	11	1	15	3	10	2	12	12	12	1	12	1	18	4	19	1	19	11	15	3	24	9		
BUL v	8	1	3	15	-	-	0	0	10	13	2	2	4	5	2	2	8	10	14	2	13	0	3	6	0	0	4	10	4	3	7	1		
CAN v	2	2	2	10	0	0	-	-	1	7	1	3	1	3	4	0	0	4	0	0	1	3	0	0	0	0	0	0	1	3	0	0		
CUB v	11	2	10	12	13	10	7	1	-	-	4	0	16	4	13	3	8	24	8	0	28	1	4	2	8	0	16	24	6	13	2	3		
FIN v	2	6	1	11	2	2	3	1	0	4	-	-	0	0	0	0	0	4	0	0	5	3	3	1	5	3	1	3	2	2	1	7		
FRA v	5	7	3	15	5	4	3	1	4	16	0	0	-	-	0	0	11	23	13	3	7	5	3	4	3	1	4	5	7	12	5	4		
GER v	4	0	2	10	2	2	0	4	3	13	0	0	0	0	-	-	2	2	4	4	2	2	3	1	2	2	1	11	0	0	2	6		
ITA v	9	5	12	12	10	8	4	0	24	8	4	0	23	11	2	2	-	-	10	2	20	1	5	1	4	0	16	17	10	12	10	8		
JPN v	0	4	1	12	2	14	0	0	0	8	0	0	3	13	4	4	2	10	-	-	3	7	1	11	5	3	5	34	1	11	4	16		
KOR v	2	2	1	12	0	13	3	1	1	28	3	5	5	7	2	2	1	20	7	3	-	-	0	0	0	0	4	12	1	3	2	2		
POL v	16	2	4	18	6	3	0	0	2	4	1	3	4	3	1	3	1	5	11	1	0	0	-	-	3	1	4	13	5	11	7	8		
POR v	5	11	1	19	0	0	0	0	0	8	3	5	1	3	2	2	0	4	3	5	0	0	1	3	-	-	0	0	1	7	0	0		
RUS v	0	0	11	19	10	4	0	0	24	16	3	1	5	4	11	1	17	16	34	5	12	4	13	4	0	0	-	-	11	3	14	6		
SRB v	11	6	3	15	3	4	3	1	13	6	2	2	12	7	0	0	12	10	11	1	3	1	11	5	7	1	3	11	-	-	6	2		
USA v	0	0	9	24	1	7	0	0	3	2	7	1	4	5	6	2	8	10	16	4	2	2	8	7	0	0	6	14	2	6	-	-		











	ARG	BRA	BUL	CAN	CUB	FIN	FRA	GER	ITA	JPN	KOR	POL	POR	RUS	SRB	USA	
ARG v	-	-	20	9	4	13	8	12	4	14	4	4	18	16	0	17	0
BRA v	20	-	-	18	12	22	12	18	12	24	13	13	22	20	30	18	33
BUL v	9	18	-	-	0	23	4	9	4	18	16	13	9	0	14	7	8
CAN v	4	12	0	-	-	8	4	4	4	0	4	0	0	0	4	0	
CUB v	13	22	23	8	-	-	4	20	16	32	8	29	6	8	40	19	5
FIN v	8	12	4	4	4	-	-	0	0	4	0	8	4	8	4	8	
FRA v	12	18	9	4	20	0	-	-	0	34	16	12	7	4	9	19	9
GER v	4	12	4	4	16	0	0	-	-	4	8	4	4	4	12	0	8
ITA v	14	24	18	4	32	4	34	4	-	-	12	21	6	4	33	22	18
JPN v	4	13	16	0	8	0	16	8	12	-	-	10	12	8	39	12	20
KOR v	4	13	13	4	29	8	12	4	21	10	-	-	0	0	16	4	4
POL v	18	22	9	0	6	4	7	4	6	12	0	-	-	4	17	16	15
POR v	16	20	0	0	8	8	4	4	4	8	0	4	-	-	0	8	0
RUS v	0	30	14	0	40	4	9	12	33	39	16	17	0	-	-	14	20
SRB v	17	18	7	4	19	4	19	0	22	12	4	16	8	14	-	-	8
USA v	0	33	8	0	5	8	9	8	18	20	4	15	0	20	8	-	-













including the qualification matches.



POOL A										
Match	Competition	Phase	Location	Date	Results	Set 1	Set 2	Set 3	Set 4	Set 5
 v 	WC2011	3 rd Round	Hamamatsu	29.11.11	3-1	25-23	25-27	25-18	25-12	-
 v 	WC2011	3 rd Round	Hamamatsu	27.11.11	3-0	25-16	25-16	25-15	-	-
 v 	WC2011	4 th Round	Tokyo	02.12.11	3-0	25-23	25-16	25-23	-	-
 v 	WC2011	2 nd Round	Osaka	25.11.11	3-1	17-25	25-21	25-22	25-17	-
 v 	WC2011	1 st Round	Nagoya	22.11.11	3-0	25-21	25-23	25-22	-	-
 v 	WC2011	2 nd Round	Osaka	24.11.11	3-2	25-21	25-22	18-25	22-25	15-12

POOL B										
Match	Competition	Phase	Location	Date	Results	Set 1	Set 2	Set 3	Set 4	Set 5
 v 	WC2011	4 th Round	Tokyo	03.12.11	3-2	18-25	21-25	25-18	25-19	15-12
 v 	WL2009	Prel. Round	Tampere	04.07.09	2-3	25-22	25-23	22-25	22-25	15-17
 v 	WL2007	Prel. Round	Mississauga	23.06.07	3-0	25-23	25-22	25-22	-	-
 v 	WL2009	Prel. Round	Bydgoszcz	16.07.09	3-2	29-27	20-25	25-16	22-25	15-9
 v 	WCH2010	1 st Round	Trieste	25.09.10	3-0	25-22	25-21	25-13	-	-
 v 	WL2007	Prel. Round	Lahti	09.06.07	3-1	26-24	24-26	25-18	25-23	-

POOL C										
Match	Competition	Phase	Location	Date	Results	Set 1	Set 2	Set 3	Set 4	Set 5
 v 	WC2011	2 nd Round	Kumamoto	25.11.11	3-1	41-39	25-22	22-25	25-21	-
 v 	WL2011	Prel. Round	Catania	18.06.11	3-1	25-20	18-25	25-22	25-17	-
 v 	WL2011	Prel. Round	Padova	26.06.11	3-0	25-15	25-13	25-21	-	-
 v 	WCH2010	3 rd Round	Rome	04.10.10	3-0	25-16	25-14	25-23	-	-
 v 	WC2007	3 rd Round	Fukuoka	26.11.07	3-0	39-37	25-16	25-15	-	-
 v 	WL2011	Prel. Round	Boulazac	01.07.11	3-0	25-20	25-18	25-22	-	-

POOL D										
Match	Competition	Phase	Location	Dates	Results	Set 1	Set 2	Set 3	Set 4	Set 5
 v 	WL2011	Finals	Gdansk	07.07.11	3-0	25-17	25-22	25-22	-	-
 v 	WL2010	Prel. Round	Berlin	01.07.10	1-3	19-25	25-23	21-25	19-25	-
 v 	WL2011	Prel. Round	Catamarca	19.06.11	3-0	25-19	25-18	25-17	-	-
 v 	WL2011	Prel. Round	Bremen	19.06.11	3-1	26-24	25-22	20-25	25-23	-
 v 	WCH2010 Qual.	3 rd Round	Varna	14.08.09	3-0	25-22	25-16	26-24	-	-
 v 	WL2003	Prel. Round	Leipzig	22.06.03	3-1	17-25	25-22	33-31	25-17	-

* FIVB competitions only.

ARGENTINA


**FIVB
WORLD
RANKING**


8

BEST RESULT
4th 2011
LAST RESULT
4th 2011

Javier Weber, in his fourth year as coach, continues to bring growth to Argentina. They qualified to the 2011 World League Finals and finished in a very creditable fourth place (Argentina's best ever World League result) after a semifinal loss to Brazil and bronze medal match loss to Poland. They also lost to Brazil in the final of last year's South American Championship but this year has already seen success as they won the CSV Men's Continental Olympic Qualification Tournament to book their ticket to London.



COACH



Javier Weber became Argentina coach in 2009. With 613 caps as a setter for Argentina (1985-2002) Weber played in some of their greatest triumphs, including bronze at the 1988 Olympic Games, gold at the 1995 Pan American Games, and three Olympic and five World Championship campaigns. Weber found coaching success in Brazil's Superliga (2002) before returning to Argentina in 2006 to lead Bolivar to two national league titles. Under Weber's guidance, Argentina finished an historic fourth in the World League and second in the South American Championship last year.

Previous key results include a bronze medal at the World Championships in Buenos Aires in 1982 and bronze at the Seoul Olympics in 1988.

TEAM ROSTER

No.	Name / First Name	Nickname	Birthdate	H	W	S	B	WC	OG	OTH	Total	Club
1	Arroyo Gabriel	Arroyo	03.03.77	194	95	352	327			98	98	Ciudad de Bolívar Club
2	Castellani Ivan	Castellani	19.01.91	196	82	336	320			33	33	Ciudad de Bolívar Club
3	Blanco Costa Martín	Blanco C.	16.12.85	202	98	346	334	9		48	57	Sarmiento Santana Club
4	Ocampo Lucas	Ocampo	20.03.86	196	100	335	318	9		109	118	La Unión de Formosa
5	Uriarte Nicolás	Uriarte	21.03.90	192	82	346	326	9		77	86	Club Atletico Boca Juniors
6	Poglajen Cristian	Poglajen	14.07.89	195	93	346	320			74	74	Knack Roeselare (BEL)
7	Conte Facundo	Conte	25.08.89	198	90	350	326	9		99	108	Acqua Paradiso Gabeca Monza (ITA)
8	Giustiniano Mariano	Giustiniano	04.04.86	189	91	335	318	9		80	89	Buenos Aires Unidos
C 9	Quiroga Rodrigo	Quiroga	23.03.87	190	87	345	321	9		131	140	Fenerbahce Club (TUR)
10	Bruno Nicolas	Bruno	24.02.89	188	84	338	308			26	26	Club Atletico Boca Juniors
11	Solé Sebastian	Solé	12.06.91	202	88	350	328	9		92	101	Ciudad de Bolívar
12	Pereyra Federico	Pereyra	19.06.88	200	99	335	325	9		108	117	Montes Claros
13	Martina Federico	Martina	02.11.92	202	92	350	320					Ciudad de Buenos Aires
14	Crer Pablo	Crer	12.06.89	205	78	350	330	9		82	91	Ciudad de Bolívar
15	De Cecco Luciano	De Cecco	02.06.88	193	89	333	315	18		161	179	Acqua Paradiso Gabeca Monza (ITA)
L 16	González Alexis	Gonzalez A.	21.07.81	184	83	321	300	9		124	133	Tours Volley (FRA)
17	Cavanna Maximiliano	Cavanna	02.07.88	185	79	314	300			22	22	La Unión de Formosa
L 18	López Franco	Lopez	04.02.89	187	79	320	300	9		59	68	Ciudad de Bolívar
19	Gauna Maximiliano	Gauna	29.04.89	197	93	338	320			25	25	Club Atletico Boca Juniors
20	García Guillermo	Garcia	21.09.83	193	92	352	340			61	61	Buenos Aires Unidos
21	Bengolea Pablo	Bengolea	08.05.86	198	91	345	320			12	12	UPCN Volleyball Club
22	Santucci Facundo	Santucci	06.03.87	186	86	320	305			5	5	Club Atletico Boca Juniors
23	Romanutti Guido	Romanutti	19.09.87	196	80	352	338					Sonder Club
24	González Demián	Gonzalez D.	21.02.83	192	81	328	318	9		34	43	UPCN Volleyball Club
25	Scholtis Gustavo	Scholtis	16.12.82	206	87	358	338	18		119	137	La Unión de Formosa

C=Captain, L=Libero, H=Height, W=Weight, S=Spike (in cm), B=Block (in cm), WC=World Championships, OG=Olympic Games, OTH=Other

LAST 10 FIVB RESULTS

Date	V	Competition	Phase	Location	Score	Set 1	Set 2	Set 3	Set 4	Set 5
04.12.11	CHN	WC 2011	4 th Round	Tokyo	3-0	25-23	31-29	25-18		
03.12.11	EGY	WC 2011	4 th Round	Tokyo	3-0	25-20	25-21	25-17		
02.12.11	USA	WC 2011	4 th Round	Tokyo	2-3	29-27	14-25	17-25	25-20	12-15
29.11.11	ITA	WC 2011	3 rd Round	Hamamatsu	1-3	36-34	20-25	19-25	20-25	
28.11.11	RUS	WC 2011	3 rd Round	Hamamatsu	0-3	23-25	22-25	19-25		
27.11.11	BRA	WC 2011	3 rd Round	Hamamatsu	0-3	22-25	20-25	21-25		
25.11.11	IRI	WC 2011	2 nd Round	Osaka	2-3	25-15	21-25	26-24	16-25	12-15
24.11.11	CUB	WC 2011	2 nd Round	Osaka	3-1	17-25	25-16	25-21	25-17	
22.11.11	POL	WC 2011	1 st Round	Nagoya	1-3	25-18	20-25	23-25	22-25	
21.11.11	JPN	WC 2011	1 st Round	Nagoya	3-2	25-22	21-25	11-25	25-15	15-12

STATISTICS

Age	Oldest	Arroyo	03.03.77 (35y2m)	Youngest	Martina	02.11.92 (19y6m)	25y
Height	Tallest	Scholtis	206cm	Shortest	Gonzalez A.	184cm	195cm
Spike	Highest	Scholtis	358cm	Shortest	Cavanna	314cm	340cm
Block	Highest	Garcia	340cm	Shortest	Gonzalez A.	300cm	321cm
Caps	Most	De Cecco	179	First	Martina		73



From left to right: Luciano De Cecco, Pablo Crer and Rodrigo Quiroga



Luciano De Cecco sets for Sebastian Sole against South American rivals Brazil

Star player Facundo Conte spikes against Poland





BRAZIL


**FIVB
WORLD
RANKING**

1

BEST RESULT
9x 1st 2010
LAST RESULT
2nd 2011

Brazil have been one of the strongest teams in volleyball history and the world No. 1 will be eager to win back their World League crown after losing out to Russia in the 2011 final. Their recent success has coincided with Bernardinho's sparkling 11-year run as coach.

In 2003, he guided the team to the FIVB World League and the FIVB World Cup and, in 2004, Brazil claimed their fourth FIVB World League title and second Olympic gold medal. They won the FIVB World League again in 2005 and took gold at the FIVB World Grand Champions Cup later in the year. After winning the FIVB World League in 2006, as well as the FIVB World Championship title, they followed up by winning the FIVB World League and FIVB World Cup in 2007.

Their run of success was halted in 2008, but they took the World League again in 2009 and 2010, in addition to the World Grand Champions Cup. They capped off 2010 by winning the World Championship in Italy before adding a silver medal in the 2011 World League. The 2011 World Cup was a disappointing outing by Brazil's standards as they narrowly won bronze. They will hope to use this year's World League to build momentum as they aim for a third Olympic gold after being denied by USA in 2008.



COACH



Bernardo "Bernardinho" Rezende is a former setter who finished fifth at the 1980 Moscow Olympic Games and won silver at the 1982 FIVB World Championships and 1984 Los Angeles Olympics. As a coach, he worked in Italy before taking the helm of the Brazil women's team from 1994 to 2000. He led them to two Olympic bronze medals and two World Grand Prix titles. His success continued after switching to the men's team in 2001 with Olympic gold in 2004 and silver in 2008, three World Championship titles, eight World League crowns, two World Cup titles and two World Grand Champions Cup gold medals.

TEAM ROSTER

No.	Name / First Name	Nickname	Birthdate	H	W	S	B	WC	OG	OTH	Total	Club
1	Rezende Bruno	Bruno	02.07.86	190	76	323	302	16	2	47	65	Cimed SKY
2	Arjona William	William	31.07.79	185	78	300	295					Sada Cruzeiro
3	Carbonera Eder	Eder	19.10.83	204	101	350	330	3		5	8	Cimed SKY
4	de Souza Wallace	Wallace	26.06.87	204	103	344	318	14		37	51	Sada Cruzeiro
5	dos Santos Jr. Sidnei	Sidão	09.07.82	203	98	344	318	9		30	39	SESI
6	Vissotto Neves Leandro	Vissotto	30.04.83	212	97	370	345	3		31	34	Cuneo (ITA)
C 7	Godoy Filho Gilberto	Giba	23.12.76	192	85	325	312	42	15	274	331	Cimed SKY
8	Endres Murilo	Murilo	03.05.81	190	76	343	319	16		39	55	SESI
9	Lopes Theo	Theo	31.08.83	199	80	345	324	9		27	36	RJX
L 10	Santos Sérgio Dutra	Sérgio	15.10.75	184	78	325	310	9	8	142	159	SESI
11	Alves Thiago Soares	Thiago	26.07.86	194	88	330	308			16	16	Panasonic Panthers (JPN)
12	Muraguti Yared Marlon	Marlon	27.07.77	188	82	310	289	9		17	26	RJX
13	Endres Gustavo	Gustavo	23.08.75	203	98	337	325	27	16	272	315	CIMED/SKY
14	Santana Rodrigo	Rodrigão	17.04.79	205	85	350	328	29	4	141	174	SESI
15	Bravo Pereira João Paulo	J. Bravo	07.01.79	196	87	340	320	9		19	28	Arkas Spor Kulubu (TUR)
16	Saatkamp Lucas	Lucas	06.03.86	209	101	340	321	16		37	53	RJX
17	Garcia Ricardo	Ricardo	19.11.75	191	89	337	320	22	8	270	300	Volei Futuro
18	Amaral Dante	Dante	30.09.80	201	86	345	327	21	16	125	162	RJX
L 19	da Silva Pedreira Junior Mario	Mario	03.05.82	192	91	330	321	9		1	10	Volei Futuro
20	Vieira de Oliveira Raphael	Raphael	14.06.79	190	86	317	308			23	23	Trentino Diatec (ITA)
21	Dias Fabricio Stevens Finoti	Lorena	12.01.79	199	95	345	325					Volei Futuro
22	Lucarelli Santos de Souza Ricardo	Lucarelli	14.02.92	195	79	338	308			2	2	Vivo Minas
23	Randow Henrique Zech Coelho Van Henrique	Henrique	05.04.78	201	88	337	320	9		84	93	Vivo Minas
24	Buiatti Renan	Renan	10.01.90	212	85	330	314			7	7	BMG São Bernardo
25	Borges Almeida Silva Maurício Maurício	Maurício	04.02.89	199	90	335	315					Sada Cruzeiro

C=Captain, L=Liberio, H=Height, W=Weight, S=Spike (in cm), B=Block (in cm), WC=World Championships, OG=Olympic Games, OTH=Other

LAST 10 FIVB RESULTS

Date	V	Competition	Phase	Location	Score	Set 1	Set 2	Set 3	Set 4	Set 5
04.12.11	JPN	WC 2011	4 th Round	Tokyo	3-0	25-21	25-19	25-22		
03.12.11	POL	WC 2011	4 th Round	Tokyo	3-2	18-25	21-25	25-18	25-19	15-12
02.12.11	IRI	WC 2011	4 th Round	Tokyo	3-0	25-20	25-18	25-16		
29.11.11	SRB	WC 2011	3 rd Round	Hamamatsu	1-3	25-27	25-20	20-25	22-25	
28.11.11	CUB	WC 2011	3 rd Round	Hamamatsu	2-3	25-17	22-25	23-25	25-20	12-15
27.11.11	ARG	WC 2011	3 rd Round	Hamamatsu	3-0	25-22	25-20	25-21		
25.11.11	CHN	WC 2011	2 nd Round	Kumamoto	3-2	23-25	25-10	25-18	19-25	15-8
24.11.11	RUS	WC 2011	2 nd Round	Kumamoto	3-0	25-16	25-19	25-22		
22.11.11	ITA	WC 2011	1 st Round	Kagoshima	2-3	16-25	25-20	25-18	21-25	20-22
21.11.11	USA	WC 2011	1 st Round	Kagoshima	3-1	25-17	25-18	16-25	25-16	

STATISTICS

Age	Oldest	Gustavo	23.08.75 (36y8m)	Youngest	Lucarelli	14.02.92 (20y3m)	30y3m
Height	Tallest	Vissotto	212cm	Shortest	Sérgio	184cm	198cm
Spike	Highest	Vissotto	370cm	Shortest	William	300cm	336cm
Block	Highest	Vissotto	345cm	Shortest	Marlon	289cm	317cm
Caps	Most	Giba	331	First	William		79





Libero Sergio Santos keeps the ball in play



Murilo Endres winds back for a spike

BULGARIA 
**FIVB
WORLD
RANKING**
9
BEST RESULT

 3x 4th LAST: 2006

LAST RESULT

 5th 2011


The Bulgarian men's team has enjoyed success in World and European Championships, Olympic Games and other international tournaments for almost 50 years. In their first appearance in the World Championship in 1949 the side finished third and the team took silver in 1970, bronze in 1952, 1986 and 2006. In the European Championship, Bulgaria were second in 1951 and claimed bronze medals in 1955, 1981 and 1983.

They took bronze again in the 2009 European Championship in Izmir in 2009. Bulgaria played in the first Olympic tournament in Tokyo in 1964 (finishing fifth) and won the silver in Moscow in 1980. They were fifth in Beijing in 2008. In the most recent World Cup in 2007, they came in third. Bulgaria has been a regular participant in the World League since 1994. In the 2011 edition they finished fifth and in the 2011 European Championship in sixth.

Among the star players in the team are Hristo Tsvetanov, Andrey Zhekov, Matey Kaziyiski, Vladimir Nikolov and 2009 European Championship Best Blocker Viktor Yosifov. Kaziyiski was named MVP in the 2009 Club World Championships and 2009 European Champions League, and was Best Spiker in the 2011 Indesit European Champions League.


COACH


Radostin Stoychev was appointed coach of the Bulgarian national team in February 2011. Stoychev's coaching career began at Slavia Sofia, who won the Bulgarian Cup in 2003. From 2005 to 2007,

Stoychev was assistant coach at VC Dynamo Moscow. His team won the national championship in 2006 and the national cup in 2007. In 2007, Stoychev became head coach of Trentino, and the team won the Italian Championship in his debut season. The following season – Trentino's first in the CEV Champions League – Stoychev led the club to Europe's biggest club prize. Under Stoychev, Trentino have won three European titles and two Club World Championships.

TEAM ROSTER

No.	Name / First Name	Nickname	Birthdate	H	W	S	B	WC	OG	OTH	Total	Club
1	Bratov Georgi	Bratov G.	21.10.87	202	88	335	318			16	16	Levski Volley
2	Tsvetanov Hristo	Tsvetanov	29.03.78	198	85	345	330	10	6	115	131	ASUL Lyon (FRA)
3	Zhekov Andrey	Zhekov	12.03.80	190	82	340	326	10	6	65	81	Copra Piacenza (ITA)
L 4	Ivanov Vladislav	Ivanov	14.03.87	188	80	320	310			3	3	CVM Tomis Constanta (ROU)
5	Gotsev Svetoslav	Gotsev	31.08.90	202	87	340	325			2	2	Pirin Balkanstroy
6	Kaziyski Matey	Kaziyski	23.09.84	203	96	370	335	20	8	133	161	Trentino Diatec (ITA)
L 7	Bozhilov Martin	Bozhilov	11.04.88	190	81	325	315					Marek Union Ivkoni
8	Yordanov Boyan	Yordanov	12.03.83	197	86	358	335	10	6	25	41	Pallavolo Genova (ITA)
9	Dimitrov Dobromir	Dimitrov	07.07.91	196	81	342	322					Pirin Balkanstroy
10	Bratov Valentin	Bratov V.	21.10.87	201	87	335	315			8	8	SSD Argus Volley
C 11	Nikolov Vladimir	Nikolov V.	03.10.77	200	95	345	325	20	6	114	140	Copra Piacenza (ITA)
12	Yosifov Viktor	Yosifov	16.10.85	204	95	350	330			16	16	Pallavolo Modena (ITA)
L 13	Salparov Teodor	Salparov	16.08.82	185	73	320	305	10	6	91	107	CSKA Moscow (RUS)
14	Todorov Teodor	Todorov	01.09.89	208	94	365	345					Gazprom - Ugra Surgut (RUS)
15	Aleksiev Todor	Aleksiev	21.04.83	200	96	347	327	10	6	45	61	Gazprom - Ugra Surgut (RUS)
16	Gadzhanov Kostadin	Gadzhanov	18.03.86	208	97	360	345					Pirin Balkanstroy
17	Penchev Nikolay	Penchev	22.05.92	196	80	335	320					Copra Piacenza (ITA)
18	Nikolov Nikolay	Nikolov N.	29.07.86	206	97	350	332			10	10	Callipo Sport S.R.L. (ITA)
19	Sokolov Tsvetan	Sokolov	31.12.89	206	108	362	319			71	71	Trentino Diatec (ITA)
20	Milushev Danail	Milushev	03.02.84	200	93	358	335	1		29	30	New Mater S.R.L. (ITA)
21	Skrimov Todor	Skrimov	09.01.90	191	82	340	310					Paris Volley (FRA)
22	Bogdanov Teodor	Bogdanov	29.01.86	207	90	360	340			3	3	Levski Siconco
23	Georgiev Borislav	Georgiev	12.05.92	189	80	330	320					Slavia (CZE)
24	Ananiev Metodi	Ananiev	17.02.86	203	100	363	345			25	25	Indykpol AZS UWM (POL)
25	Aleksandrov Simeon	Aleksandrov	18.02.88	194	90	320	300					Levski Volley

C=Captain, L=Libero, H=Height, W=Weight, S=Spike (in cm), B=Block (in cm), WC=World Championships, OG=Olympic Games, OTH=Other

LAST 10 FIVB RESULTS

Date	V	Competition	Phase	Location	Score	Set 1	Set 2	Set 3	Set 4	Set 5
08.07.11	ITA	WL 2011	Pool E - Finals	Gdansk	3-0	25-22	25-22	25-21		
07.07.11	ARG	WL 2011	Pool E - Finals	Gdansk	0-3	17-25	22-25	22-25		
06.07.11	POL	WL 2011	Pool E - Finals	Gdansk	2-3	20-25	25-23	25-14	22-25	13-15
01.07.11	RUS	WL 2011	Pool B - Prel. Round	Varna	2-3	14-25	25-23	13-25	25-22	12-15
30.06.11	RUS	WL 2011	Pool B - Prel. Round	Varna	3-1	25-22	18-25	30-28	25-20	
26.06.11	JPN	WL 2011	Pool B - Prel. Round	Varna	3-2	25-21	20-25	25-13	21-25	15-10
25.06.11	JPN	WL 2011	Pool B - Prel. Round	Varna	3-0	25-20	25-21	25-23		
19.06.11	GER	WL 2011	Pool B - Prel. Round	Bremen	3-1	26-24	25-22	20-25	25-23	
18.06.11	GER	WL 2011	Pool B - Prel. Round	Bremen	2-3	18-25	21-25	25-18	25-18	13-15
11.06.11	RUS	WL 2011	Pool B - Prel. Round	Surgut	0-3	14-25	25-27	20-25		

STATISTICS

Age	Oldest	Nikolov V.	03.10.77 (34y7m)	Youngest	Penchev	22.05.92 (19y11m)	25y11m
Height	Tallest	Todorov	208cm	Shortest	Salparov	185cm	199cm
Spike	Highest	Kaziyski	370cm	Shortest	Ivanov	320cm	345cm
Block	Highest	Todorov	345cm	Shortest	Aleksandrov	300cm	325cm
Caps	Most	Kaziyski	161	First	Bozhilov		36



Teodor Todorov gets ready for a monstrous spike against European rivals Germany







CANADA


**FIVB
WORLD
RANKING**

18

BEST RESULT
7th 1992
LAST RESULT
13th 2007

Currently ranked 18th in the world, Canada returned to the FIVB World League in 2007, but numerous injuries to its veterans and starters dealt a devastating blow to their goal of a second place finish in their pool. Injuries continued to plague the squad throughout 2007, however, its youngsters proved their worth, producing an impressive second place finish at the 2007 FISU Games in Bangkok, Thailand.

A disappointing end to the last quadrennial was evident when Canada failed to qualify for the 2008 Beijing Olympics, but that has been put in the past and the team is now focused on new goals. Still under the guidance of Glenn Hoag, the team is re-energized and motivated like never before. They qualified for and competed in the 2010 World Championship in Italy, but after drawing a very tough pool and defeating Serbia, Canada wasn't able to carry the momentum and lost to Germany to finish fourth in their group to crash out in 19th place.

Canada started their 2011 season by finishing third at the 2011 Pan American Cup and in doing so earned their chance to qualify for the 2012 World League, which they did by beating Slovakia and then Puerto Rico. They then beat Puerto Rico again to claim bronze at the 2011 NORCECA Championship.



COACH



Glenn Hoag has been an integral part of the Canada side since May 2006 when he became coach of the team. Since then he has led them in over 100 matches.

Previously, Hoag was coach of Paris Volley of France, Ach Volley Bled of Slovenia and was assistant coach for France at the 2004 Olympic Games where they finished ninth.

A former player, he played on the most successful team in Canadian volleyball history, helping the country seal fourth at the Los Angeles 1984 Olympic Games as well as gold at the 1984 Commonwealth Volleyball Championships and silver at the 2003 World University Games.

TEAM ROSTER

No.	Name / First Name	Nickname	Birthdate	H	W	S	B	WC	OG	OTH	Total	Club	
	1	Mainville Louis-Pierre	Mainville	03.04.86	200	100	340	324	11		96	107	National Team
	2	Cundy Nicholas	Cundy	14.09.83	191	88	350	320	3		73	76	AS Cannes (FRA)
L	3	Lewis Daniel	Lewis	03.04.76	189	86	340	325	6		128	134	ACH Volley Bled (SLO)
	4	Howatson Joshua	Howatson	07.10.84	199	95	346	325	3		19	22	Paris Volley Université Club (FRA)
	5	Davidiuk Brock	Davidiuk	24.04.83	194	88	333	310			41	41	National Team
	6	Duff Justin	Duff	10.05.88	202	94	370	335	3		58	61	Arkas Sport Club
	7	Soonias Dallas	Soonias	25.04.84	200	91	356	323	14		96	110	Hyundai Capital Skywalkers (KOR)
	8	Simac Adam	Simac	09.08.83	203	101	348	336	3		30	33	ACH Volley Bled (SLO)
	9	Schneider Dustin	Schneider	27.02.85	182	82	322	297			26	26	National Team
	10	Van Lankvelt Toontje	Van Lankvelt	01.07.84	197	91	347	317	3		73	76	Cuneo (ITA)
	11	Brinkman Steve	Brinkman	12.01.78	203	96	344	335	14		197	211	Trentino Diatec (ITA)
	12	Schmitt Gavin	Schmitt	27.01.86	208	106	372	340	3		67	70	Samsung Bluefangs
	13	Faucher Olivier	Faucher	14.09.84	191	85	330	305	3		44	47	St. Nazaire V.B. Atlantique (FRA)
	14	Kaminski Adam	Kaminski	27.05.84	205	89	355	335	3		47	50	Fart Kieice
C	15	Winters Frederic	Winters	25.09.82	195	98	359	327	14		151	165	Yaroslavich Yaroslavl
	16	Gotch Stephen	Gotch	18.10.85	194	90	339	315			27	27	National Team
	17	Gaumont Casias Alexandre	Casias	26.11.84	195	95	360	325			60	60	Tourcoing VB (FRA)
	18	Perrin John Gordon	Perrin	17.08.89	201	95	353	329	3		19	22	Arkas Sport Club
L	19	Bann Blair	Bann	26.02.88	184	84	314	288			5	5	National Team
	20	McGovern Ciaran	McGovern	05.06.89	185	75	285	275			5	5	National Team
	21	Leiske Spencer	Leiske	03.05.88	204	112	339	322			5	5	Perungan Pojat
	22	Burt Max	Burt	25.07.88	207	101	358	334			5	5	National Team
	23	Kilpatrick Jacob	Kilpatrick	17.12.88	207	100	345	330			5	5	National Team
	24	Ratsep Sander	Ratsep	24.04.88	195	88	330	312			5	5	National Team
	25	Vigrass Graham	Vigrass	17.06.89	205	91	349	330					University of Calgary

C=Captain, L=Libero, H=Height, W=Weight, S=Spike (in cm), B=Block (in cm), WC=World Championships, OG=Olympic Games, OTH=Other

LAST 10 FIVB RESULTS

Date	V	Competition	Phase	Location	Score	Set 1	Set 2	Set 3	Set 4	Set 5
21.08.11	PUR	WL2012	Playoffs	Kingston	3-0	25-19	25-14	25-19		
20.08.11	PUR	WL2012	Playoffs	Kingston	3-1	25-17	25-22	18-25	25-23	
30.07.11	SVK	WL2012	Playoffs	Ottawa	3-0	28-26	25-17	25-17		
29.07.11	SVK	WL2012	Playoffs	Ottawa	1-3	26-28	25-22	23-25	23-25	
27.09.10	GER	WCH2010	Pool F - 1 st Round	Trieste	0-3	25-27	22-25	20-25		
26.09.10	SRB	WCH2010	Pool F - 1 st Round	Trieste	3-1	25-20	25-22	17-25	25-23	
25.09.10	POL	WCH2010	Pool F - 1 st Round	Trieste	0-3	22-25	21-25	13-25		
30.08.09	MEX	WCH2010 QUAL	3 rd Round - Playoff	Guadalajara	3-0	25-15	25-18	25-17		
29.08.09	PAN	WCH2010 QUAL	3 rd Round - Playoff	Guadalajara	3-0	25-18	25-10	25-14		
28.08.09	DOM	WCH2010 QUAL	3 rd Round - Playoff	Guadalajara	3-0	25-18	25-19	25-22		

STATISTICS

Age	Oldest	Lewis	03.04.76 (36y1m)	Youngest	Perrin	17.08.89 (22y9m)	26y10m
Height	Tallest	Schmitt	208cm	Shortest	Schneider	182cm	197cm
Spike	Highest	Schmitt	372cm	Shortest	McGovern	285cm	343cm
Block	Highest	Schmitt	340cm	Shortest	McGovern	275cm	321cm
Caps	Most	Brinkman	211	First	Vigrass		55



Dustin Schneider directs the attack

Gavin Schmitt stretches to receive the ball



Alexandre Gaumont Casias spikes against Puerto Rico in the FIVB Volleyball World League Playoffs





**FIVB
WORLD
RANKING**

5

BEST RESULT

1st 1998

LAST RESULT

8th 2011



Cuba made their debut in the FIVB Volleyball World League in 1991 and since then have been involved in 14 finals, winning the title once in 1998. The side have qualified for the finals in the last two editions, and after training throughout the year, the players and technical staff are eager to make it a three years in a row.

A relatively young side, led by the inspirational Wilfredo Leon, Cuba have proven in recent years to be up to the task having finished fourth in the FIVB World League on two occasions, been runners-up at the FIVB World Championship in 2010 and ascended to the throne at the 2011 NORCECA Championship, which earned them a place at last year's FIVB World Cup where they finished fifth.

With such great natural talent and a highly valued technical staff, there is no doubting that the glory days of the 90s won't be far away again. Youth is on their side and with such an astute coach in Orlando Samuels at the helm, the combination is exciting to say the least and the future is bright, especially when you consider that many of the current squad featured in the team which won silver at the FIVB Men's Junior World Championship in 2009.



COACH



One of the most successful coaches in the world will again take the helm of Cuba at this year's FIVB World League. He has already experience nine editions of the competition and is well-known

by his squad having brought many of them through the youth and junior teams. Experience, a deep strategic knowledge, top-level analysis and complete dedication summarize Samuels' career which spans more than 20 years for Cuba. Not one to remonstrate during a match, his wise words and deft touch are the mark of a true professor at the peak of his power.

TEAM ROSTER

No.	Name / First Name	Nickname	Birthdate	H	W	S	B	WC	OG	OTH	Total	Club
C 1	Leon Venero Wilfredo	Leon	31.07.93	201	85	350	346	9		15	24	Santiago de Cuba
2	Estrada Jova Lian Sem	Estrada	12.12.82	196	83	339	335	9		21	30	Santiago de Cuba
L 3	Leyva Alvarez Gustavo	Leyva	14.12.85	180	75	305	300			20	20	Ciudad Habana
4	Perdomo Naranjo Yassel Perdomo		23.03.93	201	96	355	325					Santiago de Cuba
5	Macias Infante Leandro Macias		13.02.90	192	70	325	318	9		4	13	Santiago de Cuba
L 6	Gutierrez Torna Keibel	Gutierrez	06.05.87	178	80	305	295	5		37	42	Villa Clara
7	Camejo Duruty Osmany Roberto Camejo		18.02.83	202	90	350	330			33	33	Ciudad Habana
8	Cepeda Abreu Rolando Cepeda		13.03.89	198	77	359	344	9		21	30	Sancti Spiritus
L 9	Garcia Alvarez Yonder Roman Garcia		26.02.93	183	78	325	320					Ciudad Habana
10	Quintana Guerra Danger Jorber Danger		19.05.94	200	95	343	323					Ciudad Habana
11	Fundora Travieso Lazaro Raydel Fundora		13.02.94	195	90	344	317					Ciudad Habana
12	Bell Cisnero Yenry Bell		27.07.82	188	84	358	328	12		35	47	Santiago de Cuba
13	Fiel Rodriguez David Fiel		28.08.93	204	93	374	369					Ciudad Habana
14	Bisset Astengo Yordan Bisset		21.10.94	194	89	336	314					Ciudad Habana
15	Albo Miranda Dariel Albo		11.02.92	201	82	343	316					Ciudad Habana
16	Mesa Sandobal Isbel Mesa		02.06.89	204	89	358	331	9		8	17	Ciudad Habana
17	Uriarte Mestre Osmani Uriarte		04.06.95	197	81	352	348					Sancti Spiritus
18	Diaz Carmenate Yoandry Diaz		01.04.85	192	88	356	350	10		25	35	Ciudad Habana
19	Hernandez Ramos Fernando Hernandez		11.09.89	196	78	358	339	9		5	14	Ciudad Habana
20	Romero Valdes Inover Romero		14.01.95	197	80	350	335					Ciego de Avila
21	Hierrezuelo Aguirre Raydel Hierrezuelo		14.07.87	196	87	340	335			25	25	Ciudad Habana
22	Hernandez Martinez Denny De Jesus Hernandez		24.02.94	190	85	344	321					Pinar Del Rio
23	Osoria Rodriguez Livan Osoria		05.02.94	201	96	345	325					Santiago de Cuba
24	Loyola Lavin Nelson Loyola		07.05.93	190	80	337	330					Cienfuegos
25	Lamadrid Alfonso Alexis Lamadrid		03.02.93	193	86	339	323					Ciudad Habana

C=Captain, L=Libero, H=Height, W=Weight, S=Spike (in cm), B=Block (in cm), WC=World Championships, OG=Olympic Games, OTH=Other

LAST 10 FIVB RESULTS

Date	V	Competition	Phase	Location	Score	Set 1	Set 2	Set 3	Set 4	Set 5
04.12.11	EGY	WC 2011	4 th Round	Tokyo	3-1	26-24	23-25	25-23	25-20	
03.12.11	USA	WC 2011	4 th Round	Tokyo	2-3	20-25	25-14	18-25	25-22	11-15
02.12.11	CHN	WC 2011	4 th Round	Tokyo	3-2	25-21	18-25	26-28	25-20	15-13
29.11.11	RUS	WC 2011	3 rd Round	Hamamatsu	1-3	23-25	27-25	18-25	12-25	
28.11.11	BRA	WC 2011	3 rd Round	Hamamatsu	3-2	17-25	25-22	25-23	20-25	15-12
27.11.11	ITA	WC 2011	3 rd Round	Hamamatsu	3-1	25-21	19-25	25-20	25-17	
25.11.11	SRB	WC 2011	2 nd Round	Osaka	3-1	17-25	25-21	25-22	25-17	
24.11.11	ARG	WC 2011	2 nd Round	Osaka	1-3	25-17	16-25	21-25	17-25	
22.11.11	JPN	WC 2011	1 st Round	Nagoya	3-0	25-21	25-23	25-22		
21.11.11	IRI	WC 2011	1 st Round	Nagoya	3-0	25-17	25-17	25-22		

STATISTICS

Age	Oldest	Bell	27.07.82 (29y9m)	Youngest	Uriarte	04.06.95 (16y11m)	21y8m
Height	Tallest	Fiel	204cm	Shortest	Gutierrez	178cm	195cm
Spike	Highest	Fiel	374cm	Shortest	Leyva	305cm	344cm
Block	Highest	Fiel	369cm	Shortest	Gutierrez	295cm	329cm
Caps	Most	Bell	47	First	Perdomo		13





Cuba's young captain Wilfredo Leon gets ready to power a spike past the French block



FINLAND


**FIVB
WORLD
RANKING**

27

BEST RESULT
7th LAST: 2007
LAST RESULT
10th 2011

Finland gained further experience from participating in last year's World League, when they finished 10th with new coach having a positive impact.

Finland's biggest success to date was the fourth-place finish in the 2007 European Championships. They have participated 14 times in the final round of the European Championship, placing in the top 10 five times, most recently securing eighth place at the 2011 edition.

They have taken part in the World Championships six times, but the last time was in 1982, when they finished 17th.

Currently, several players play professionally in different European leagues. Setter Mikko Esko has experience in the Italian A1 League as well as Belgium and Germany. Other Finnish players who have played in Italy include Konstantin Shumov, Jari Tuominen, Urpo Sivula, Matti Oivanen and former captain Jukka Lehtonen.



COACH



Argentinian Daniel Castellani was named coach of Finland in 2011 following two years with Poland, whom he led to victory at the 2009 European Championship. Castellani played for Argentine side Obras Sanitarias, Italian sides Cheiti, Falconara, Bologna, Padova and Firenze, and Brazilian sides Atlantic Boavista and Minas. He won a bronze medal at the 1982 FIVB World Championships with Argentina and another bronze at the 1988 Seoul Olympics.

TEAM ROSTER

No.	Name / First Name	Nickname	Birthdate	H	W	S	B	WC	OG	OTH	Total	Club
1	Sinkkonen Sauli	Sinkkonen	14.09.89	201	95	345	330			2	2	Isku-Volley
2	Tervaportti Eemi	Tervaportti	26.07.89	193	77	338	317			50	50	Ajaccio (FRA)
3	Esko Mikko	Esko	03.09.78	198	89	331	319			200	200	Modena (ITA)
L 4	Roininen Tommi	Roininen	01.02.84	186	87	324	310			2	2	Isku-Volley
5	Siltala Antti	Siltala	14.03.84	193	90	348	330			140	140	Bydgoszcz (POL)
C 6	Sammellvuotoomas	Sammellvuoto	16.02.76	192	90	341	315			278	278	San Giustino (ITA)
7	Hietanen Matti	Hietanen	03.01.83	199	93	350	320			171	171	Trefl Gdansk (POL)
8	Tuominen Jari	Tuominen	11.09.86	200	89	345	320			37	37	Cantún (ITA)
9	Palokangas Jouni	Palokangas	23.11.86	193	88	335	320					Team Lakkapää
10	Sivula Urpo	Sivula	15.03.88	195	100	350	330			99	99	Berlin Recycling Volleys (GER)
L 11	Mäntylä Jesse	Mäntylä	24.03.87	176	70	321	289			33	33	Hurrikaani-Loimaa
12	Kunnari Olli	Kunnari	02.02.82	197	85	342	315			177	177	Vammalan Lentopallo
13	Oivanen Mikko	Oivanen Mi	26.05.86	198	92	360	320			130	130	Trefl Gdansk (POL)
14	Shumov Konstantin	Shumov	15.02.85	205	101	351	331			132	132	Monza (ITA)
15	Oivanen Matti	Oivanen Ma	26.05.86	198	90	355	320			152	152	Kubernia Nizhni Novgorod (RUS)
16	Ojansivu Olli-Pekka	Ojansivu	31.12.87	197	90	344	325			72	72	Avtomobilist (RUS)
17	Kankaanpää Toni	Kankaanpää	18.03.84	194	89	345	318			20	20	Korson Veto
18	Lehtonen Jukka	Lehtonen	22.02.82	197	93	346	325			94	94	Citta' di Castello Pall. (ITA)
L 19	Hyvärinen Pasi	Hyvärinen	22.11.87	184	80	320	300			69	69	KyKy-Beset
L 20	Kerminen Lauri	Kerminen	18.01.93	182	70	320	290					Tiikerit
21	Siirilä Tommi	Siirilä	05.08.93	203	98	340	325					Tiikerit
22	Penttinen Petteri	Penttinen	21.08.85	185	88	335	320					Hurrikaani-Loimaa
23	Esko Antti	Esko A	30.07.82	190	86	335	314			12	12	Vammalan Lentopallo
24	Krastins Elviss	Krastins	15.09.94	192	84	335	315					Vammalan Lentopallo
25	Kaattrasalo Aleks	Kaattrasalo	24.05.90	193	88	350	330					Hurrikaani-Loimaa

C=Captain, L=Libero, H=Height, W=Weight, S=Spike (in cm), B=Block (in cm), WC=World Championships, OG=Olympic Games, OTH=Other

LAST 10 FIVB RESULTS

Date	V	Competition	Phase	Location	Score	Set 1	Set 2	Set 3	Set 4	Set 5
01.07.11	POR	WL2011	Pool C - Prel. Round	Tampere	3-0	25-21	25-21	25-22		
30.06.11	POR	WL2011	Pool C - Prel. Round	Tampere	3-2	22-25	16-25	25-19	25-17	15-13
24.06.11	ARG	WL2011	Pool C - Prel. Round	Formosa	3-1	25-14	25-17	23-25	28-26	
23.06.11	ARG	WL2011	Pool C - Prel. Round	Formosa	2-3	25-21	17-25	25-19	24-26	11-15
18.06.11	SRB	WL2011	Pool C - Prel. Round	Tampere	3-2	25-23	25-23	22-25	20-25	15-11
17.06.11	SRB	WL2011	Pool C - Prel. Round	Tampere	2-3	20-25	25-23	17-25	36-34	11-15
11.06.11	ARG	WL2011	Pool C - Prel. Round	Lahti	0-3	21-25	24-26	19-25		
10.06.11	ARG	WL2011	Pool C - Prel. Round	Lahti	2-3	17-25	25-21	20-25	25-23	10-15
04.06.11	SRB	WL2011	Pool C - Prel. Round	Belgrade	0-3	21-25	15-25	21-25		
03.06.11	SRB	WL2011	Pool C - Prel. Round	Belgrade	3-1	25-27	26-24	25-20	27-25	

STATISTICS

Age	Oldest	Sammellvuotoomas	16.02.76 (36y3m)	Youngest	Krastins	15.09.94 (17y8m)	26y1m
Height	Tallest	Shumov	205cm	Shortest	Mäntylä	176cm	194cm
Spike	Highest	Oivanen Mi	360cm	Shortest	Hyvärinen	320cm	340cm
Block	Highest	Shumov	331cm	Shortest	Mäntylä	289cm	318cm
Caps	Most	Sammellvuotoomas	278	First	Palokangas		75



Antti Siltala rises high into the air for a spike





Finland's defence was key to their performance last year



Captain Mikko Esko sets for Konstantin Shumov against Portugal



FRANCE


**FIVB
WORLD
RANKING**

21

BEST RESULT
2nd 2006
LAST RESULT
12th 2011

France finished second behind Brazil in the 2006 FIVB World League after several years of success, but they have struggled to live up to the early promise of the past decade. In 2008, France failed to qualify for the Olympic Games and Philippe Blain's team ended a disappointing 10th in the 2008 World League. In the 2009 World League they narrowly missed making the Final Six after falling at the last hurdle to Argentina. However, they turned things around and qualified for the World Championship in Poland, before winning silver at the European Championships.

They suffered heartbreak again in the 2010 World League when they were pipped to the Final Round and eventually finished 12th. At the World Championship in Italy later in the year they could only go one better, coming in 11th before again finishing 12th at the 2011 World League and seventh at the 2011 European Championship.

France took the bronze medal at the 2002 World Championship, their first appearance in the tournament in 12 years, and moved up to fifth in the FIVB World Rankings. They then went onto take silver at the 2003 European Championship.


COACH


Philippe Blain, who enjoyed a successful playing career from 1980 to 1991, has been coach of France since 2001. Highlights of the 50-year-old's coaching career with France include a bronze medal at the 2002 World Championship in Argentina, silver at the 2003 and 2009 European Championship, qualification for the 2004 Athens Olympic Games and silver at the 2006 World League Finals. However, the team failed to capitalize on their silver medal at the 2009 European Championships, finishing a disappointing 11th at the 2010 World Championship in Italy and 12th in the last two World Leagues.

TEAM ROSTER

No.	Name / First Name	Nickname	Birthdate	H	W	S	B	WC	OG	OTH	Total	Club
1	Tréfle José	Tréfle	16.01.80	197	92	352	325			12	12	Arago de Sète
L 2	Grebennikov Jenia	Grebennikov	13.08.90	188	74	340	330			27	27	Rennes EC
3	Hardy-Dessources Gérald	Hardy-Dessources	09.02.83	197	93	360	335	11		80	91	Top Volley Latina
4	Rouzier Antonin	Rouzier	18.08.86	201	97	350	330	9		110	119	Zaksa
5	Vadeleux Romain	Vadeleux	12.02.83	196	100	355	335	20		98	118	Rennes EC
6	Toniutti Benjamin	Toniutti	30.10.89	183	72	320	300			17	17	Arago de Sète
7	Marechal Nicolas	Marechal	04.03.87	198	83	338	327	9		70	79	Stade Poitevin
8	Moreau Marien	Moreau	25.10.83	201	100	345	328			69	69	Arago de Sète
9	Samica Guillaume	Samica	28.09.81	198	84	355	327	20	5	149	174	Zaksa
10	Sol Jean-Philippe	Sol	01.01.86	198	88	345	325			67	67	Stade Poitevin
11	Lyneel Julien	Lyneel	15.04.90	192	85	340	320			25	25	Montpellier
12	Ngapeth Earvin	Ngapeth	12.02.91	192	87	335	316			37	37	Bre Banca Cuneo (ITA)
C 13	Pujol Pierre	Pujol	13.07.84	190	90	335	315	20		162	182	Fart Kielse
14	Takaniko Toafa	Takaniko	29.05.85	193	96	340	330			16	16	AS Cannes
15	Tuia Samuele	Tuia	24.07.86	195	95	345	325			64	64	Kuzbass Kemerovo
16	Tillie Kevin	Tillie	02.11.90	198	75	345	325					USA
17	d'Almeida Horacio	d'Almeida	11.06.88	200	100	355	330					Tours VB
18	Exiga Jean-François	Exiga	09.03.82	176	75	315	300	9		98	107	Macerata (ITA)
19	Geiler Baptiste	Geiler	12.03.87	196	80	335	318			25	25	Arago de Sète
20	Le Roux Kevin	Le Roux	11.05.89	208	92	355	335	5		8	13	AS Cannes
21	Bazin Yannick	Bazin	18.06.83	190	95	337	315			22	22	Chaumont VB
22	Rowlandson Edouard	Rowlandson	20.07.88	190	89	330	310	9		31	40	Arago de Sète
23	Zopie Marc	Zopie	31.05.87	198	87	368	328					Stade Poitevin
24	Castard Ludovic	Castard	18.01.83	195	85	344	321	11		80	91	Arago de Sète
25	Kapfer Xavier	Kapfer	07.11.81	191	96	354	320	11		29	40	Fart Kielce

C=Captain, L=Libero, H=Height, W=Weight, S=Spike (in cm), B=Block (in cm), WC=World Championships, OG=Olympic Games, OTH=Other

LAST 10 FIVB RESULTS

Date	V	Competition	Phase	Location	Score	Set 1	Set 2	Set 3	Set 4	Set 5
01.07.11	KOR	WL2011	Pool D - Prel. Round	Boulazac	3-0	25-20	25-18	25-22		
29.06.11	KOR	WL2011	Pool D - Prel. Round	Pau	3-1	23-25	27-25	25-16	25-15	
26.06.11	CUB	WL2011	Pool D - Prel. Round	Montbéliard	1-3	25-21	20-25	15-25	23-25	
24.06.11	CUB	WL2011	Pool D - Prel. Round	Paris	2-3	25-21	22-25	25-21	22-25	12-15
18.06.11	ITA	WL2011	Pool D - Prel. Round	Catania	1-3	20-25	25-18	22-25	17-25	
17.06.11	ITA	WL2011	Pool D - Prel. Round	Messina	3-1	21-25	32-30	25-23	25-22	
11.06.11	CUB	WL2011	Pool D - Prel. Round	Toulouse	2-3	25-23	21-25	25-22	22-25	9-15
09.06.11	CUB	WL2011	Pool D - Prel. Round	Tours	1-3	27-29	27-25	23-25	31-33	
05.06.11	KOR	WL2011	Pool D - Prel. Round	Suwon	1-3	25-27	25-19	23-25	16-25	
04.06.11	KOR	WL2011	Pool D - Prel. Round	Suwon	1-3	21-25	26-24	20-25	16-25	

STATISTICS

Age	Oldest	Tréfle	16.01.80 (32y4m)	Youngest	Ngapeth	12.02.91 (21y3m)	26y3m
Height	Tallest	Le Roux	208cm	Shortest	Exiga	176cm	194cm
Spike	Highest	Zopie	368cm	Shortest	Exiga	315cm	344cm
Block	Highest	Hardy-Dessources	335cm	Shortest	Toniutti	300cm	323cm
Caps	Most	Pujol	182	First	Tillie		57



The triple block of Guillaume Quesque, Romain Vadeleux and Marien Moreau



Star player Antonin Rouzier spikes above the Korean block during last year's tournament

Captain Pierre Pujol sets backwards for a devastating Romain Vadeleux spike





GERMANY



FIVB
WORLD
RANKING



13

BEST RESULT

8th LAST: 1993

LAST RESULT

11th 2011

For 37 years, Germany tried to realise their dream of participating in the Olympics. They finally got there in 2008 after an emotional roller coaster ride, inspirational appearances and a bit of luck. In Beijing, Germany played well but lacked stability, eventually finishing ninth and parting company with coach Stelian Moculescu, who had already announced his retirement. During Moculescu's term, Germany became a world-class side, finishing ninth in the 2006 FIVB World Championship and fifth in the European Championship. The former international player always said that the development of a team needed one or two Olympic cycles.

Former Poland coach Raúl Lozano took over and in his first year celebrated excellent results. After his team won the 2009 European League, they qualified for the 2010 FIVB World Championships and the 2010 FIVB World League. Sixth place at the European Championships in 2009 was also a positive result (being defeated only by the finalists: Poland and France).

Germany finished 11th in the 2011 FIVB World League before registering a disappointing 15th-place finish at the 2011 European Championships. They come to the competition with new coach Vital Heynen.



COACH



Vital Heynen was named Germany men's coach in February 2012 and succeeds Argentine Raúl Lozano. The 42-year-old Belgian speaks four languages fluently (English, French, Dutch and German) and turned out for his country 150 times as a player. It is the first time that Heynen has taken control of a national team and he said he hoped to further develop Germany as a squad, giving players more responsibility both on the court and off the court. He is currently coach of Belgian club Noliko Maaseik.

TEAM ROSTER

No.	Name / First Name	Nickname	Birthdate	H	W	S	B	WC	OG	OTH	Total	Club
1	Popp Marcus	Popp	23.09.81	192	90	358	338	11	5	98	114	Marmi Lanza Verona (ITA)
L 2	Steuerwald Markus	M. Steuerwald	07.03.89	182	85	340	318			49	49	Paris Volley (FRA)
3	Schwarz Sebastian	Schwarz	02.10.85	197	94	340	325	8		97	105	Pytho Performance Padua (ITA)
4	Tischer Simon	Tischer	24.04.82	194	88	346	328	20	3	152	175	Dinamo Krasnodar (RUS)
C 5	Andrae Björn	Andrae	14.05.81	200	92	350	330	20	5	238	263	Kuzbass Kemerovo (RUS)
6	Kaliberda Denys	Kaliberda	24.06.90	193	95	343	314	6		37	43	Generali Haching
7	Hübner Stefan	Hübner	13.06.75	200	99	365	345	11	5	229	245	evivo Düren
8	Böhme Marcus	Böhme	25.08.85	211	116	360	330	8	2	106	116	VfB Friedrichshafen
9	Grozer György	Grozer	27.11.84	200	102	374	345	7		72	79	Asseco Resovia Rzeszów (POL)
10	Schöps Jochen	Schöps	08.10.83	200	100	360	335	19	5	200	224	Iskra Odintsovo (RUS)
11	Kampa Lukas	Kampa	29.11.86	196	90	335	320			26	26	Copra Elios Piacenza (ITA)
L 12	Tille Ferdinand	Tille	08.12.88	185	75	338	316	9		74	83	Arago de Sète (FRA)
13	Dünnes Christian	Dünnes	16.06.84	207	105	350	331	6		32	38	Generali Haching
14	Kromm Robert	Kromm	09.03.84	212	102	360	345	16	5	173	194	Marmi Lanza Verona (ITA)
15	Günthör Max	Günthör	09.08.85	207	93	350	325	8		126	134	Generali Haching
16	Fischer Felix	Fischer	27.02.83	203	88	343	316			21	21	Berlin Recycling Volleys
17	Steuerwald Patrick	P. Steuerwald	03.03.86	180	80	335	315	9		96	105	AZS Warszawska (POL)
18	Bauer Lukas	Bauer	26.02.89	202	94	342	328	2		19	21	Toulouse VB (FRA)
19	Prüsener Sebastian	Prüsener	26.05.82	196	86	330	319			23	23	Generali Haching
20	Galandi Ricardo	Galandi	18.05.89	200	103	338	317					Berlin Recycling Volleys
21	Höhne Björn	Höhne	27.03.91	192	90	345	330					Berlin Recycling Volleys
22	Jankowski Philipp	Jankowski	15.10.91	191	88	328	320					Netzhoppers KW-Bestensee
23	Fromm Christian	Fromm	15.08.90	204	99	345	324					evivo Düren
24	Krause Sebastian	Krause	16.10.89	200	87	342	325			6	6	Netzhoppers KW-Bestensee
25	Hirsch Simon	Hirsch	03.04.92	204	88	352	344					Generali Haching

C=Captain, L=Libero, H=Height, W=Weight, S=Spike (in cm), B=Block (in cm), WC=World Championships, OG=Olympic Games, OTH=Other

LAST 10 FIVB RESULTS

Date	V	Competition	Phase	Location	Score	Set 1	Set 2	Set 3	Set 4	Set 5
01.07.11	JPN	WL2011	Pool B - Prel. Round	Stuttgart	3-0	25-14	25-22	25-20		
30.06.11	JPN	WL2011	Pool B - Prel. Round	Stuttgart	3-1	22-25	25-21	25-20	25-21	
24.06.11	RUS	WL2011	Pool B - Prel. Round	Berlin	1-3	29-27	20-25	17-25	26-28	
23.06.11	RUS	WL2011	Pool B - Prel. Round	Berlin	2-3	14-25	25-22	25-21	23-25	7-15
19.06.11	BUL	WL2011	Pool B - Prel. Round	Bremen	1-3	24-26	22-25	25-20	23-25	
18.06.11	BUL	WL2011	Pool B - Prel. Round	Bremen	3-2	25-18	25-21	18-25	18-25	15-13
12.06.11	JPN	WL2011	Pool B - Prel. Round	Friedrichshafen	2-3	21-25	22-25	29-27	25-19	14-16
11.06.11	JPN	WL2011	Pool B - Prel. Round	Friedrichshafen	3-2	20-25	23-25	25-23	25-11	18-16
04.06.11	RUS	WL2011	Pool B - Prel. Round	Kaliningrad	0-3	23-25	15-25	22-25		
03.06.11	RUS	WL2011	Pool B - Prel. Round	Kaliningrad	0-3	27-29	23-25	23-25		

STATISTICS

Age	Oldest	Hübner	13.06.75 (36y11m)	Youngest	Hirsch	03.04.92 (20y1m)	26y1m
Height	Tallest	Kromm	212cm	Shortest	P. Steuerwald	180cm	198cm
Spike	Highest	Grozer	374cm	Shortest	Jankowski	328cm	347cm
Block	Highest	Hübner	345cm	Shortest	Kaliberda	314cm	327cm
Caps	Most	Andrae	263	First	Galandi		83



*Patrick Steuerwald sets with one hand for
Max Günthor against Russia*





ITALY


**FIVB
WORLD
RANKING**

3

BEST RESULT
8x 1st 2000
LAST RESULT
6th 2011

Italy's first major volleyball success came in the form of a bronze medal at the 1948 European Championships, which they hosted, but it was only in the early 1970s – after gold at the 1970 World University Games in Turin – that Italy became a major force in the sport.

In 1978, Italy hosted the FIVB World Championship and the side won the silver medal, following up with a bronze at the 1984 Los Angeles Olympic Games under Silvano Prandi. In 1989, with the advent of Julio Velasco as the leader of the Azzurri, Italy began a 15-year spell of domination that continued under coaches Paulo Roberto “Bebeto” Freitas, Andrea Anastasi and Gian Paolo Montali. From 1989 to 2005, Italy won three FIVB World Championships, one FIVB World Cup, six European Championships, eight FIVB World Leagues and three Olympic medals (silver in Atlanta in 1996, bronze at Sydney in 2000 and silver at Athens in 2004).

More recently, there have been glimpses that a return to the glory days may not be far away with their current young and progressive line-up finishing sixth at the FIVB World League last year, second at the 2011 European Championship, fourth at the 2011 FIVB World Cup and first at the CEV Men's Olympic Qualification Tournament, earning them a berth to London.



COACH



Mauro Berruto was named Italy coach in December 2010 after six years as coach of Finland where he was named Coach of the Year in 2007. During his time as assistant coach of Italy from 2003 to 2004,

the Azzurri won gold at the European Championship, silver at the Olympic Games, and bronze and silver in the FIVB World League. His hands-on nature already seems to be turning Italy in the right direction after an impressive showing in last year's World League, and silver at the 2011 FIVB World Cup.

TEAM ROSTER

No.	Name / First Name	Nickname	Birthdate	H	W	S	B	WC	OG	OTH	Total	Club
1	Mastrangelo Luigi	Mastrangelo	17.08.75	202	90	368	336	29	24	292	345	Bre Banca Lanutti
2	Kovar Jiri	Kovar	10.04.89	202	95	353	330			7	7	Lube Banca Marche
3	Parodi Simone	Parodi	16.06.86	196	82	350	335	9		63	72	Lube Banca Marche
L 4	Bari Andrea	Bari	05.03.80	184	80	327	310	2		44	46	Trentino Diatec
5	De Togni Giorgio	De Togni	07.07.85	202	90	360	338			12	12	Sisley
6	Papi Samuele	Papi	20.05.73	190	84	345	310	30	24	285	339	Copra Elior Piacenza
7	Lasko Michal	Lasko	11.03.81	202	104	348	337	20		126	146	Jastrzebski Weigel (POL)
8	Maruotti Gabriele	Maruotti	25.03.88	195	92	348	340	1		55	56	M. Roma Volley
9	Zaytsev Ivan	Zaytsev	02.10.88	202	92	355	348	9		59	68	M. Roma Volley
10	Boninfante Dante	Boninfante	07.03.77	188	85	334	315			28	28	M. Roma Volley
C 11	Savani Cristian	Savani	22.02.82	195	95	354	335	20		156	176	Lube Banca Marche
12	Buti Simone	Buti	19.09.83	206	100	346	328	1		48	49	Gabeca Pallavolo
13	Travica Dragan	Travica	28.08.86	200	94	335	320	9		101	110	Lube Banca Marche
14	Fei Alessandro	Fei	29.11.78	204	90	358	336	41	24	257	322	Sisley
15	Birarelli Emanuele	Birarelli	08.02.81	201	98	345	316	7	8	92	107	Trentino Diatec
16	Baranowicz Michele	Baranowicz	05.08.89	196	93	350	328			11	11	Bre Banca Lannutti
17	Giovi Andrea	Giovi	19.08.83	183	80	310	290			21	21	Umbria Volley
18	Sabbi Giulio	Sabbi	10.08.89	201	92	352	325			34	34	M. Roma Volley
19	Falaschi Marco	Falaschi	18.09.87	188	85	324	310			4	4	BCC-NEP
20	Patriarca Stefano	Patriarca	23.07.87	207	104	345	324			1	1	Marmi Lanza
21	Cester Enrico	Cester	16.03.88	202	93	336	321					Andreoli
22	De Marchi Francesco	De Marchi	17.06.86	191	78	341	315					Fidia
23	Lanza Filippo	Lanza	03.03.91	198	91	345	327					Itas Diatec Trentino
24	Rossini Salvatore	Rossini	13.07.86	185	82	312	301					Gabeca Pallavolo
25	Vettori Luca	Vettori	26.04.91	200	95	345	323					Club Italia

C=Captain, L=Liberio, H=Height, W=Weight, S=Spike (in cm), B=Block (in cm), WC=World Championships, OG=Olympic Games, OTH=Other

LAST 10 FIVB RESULTS

Date	V	Competition	Phase	Location	Score	Set 1	Set 2	Set 3	Set 4	Set 5
04.12.11	IRI	WC 2011	4 th Round	Tokyo	3-1	25-13	25-17	20-25	25-18	
03.12.11	JPN	WC 2011	4 th Round	Tokyo	3-0	25-22	26-24	25-22		
02.12.11	POL	WC 2011	4 th Round	Tokyo	2-3	25-17	25-20	23-25	21-25	12-15
29.11.11	ARG	WC 2011	3 rd Round	Hamamatsu	3-1	34-36	25-20	25-19	25-20	
28.11.11	SRB	WC 2011	3 rd Round	Hamamatsu	3-1	25-20	25-18	22-25	25-20	
27.11.11	CUB	WC 2011	3 rd Round	Hamamatsu	1-3	21-25	25-19	20-25	17-25	
25.11.11	USA	WC 2011	2 nd Round	Kumamoto	3-1	41-39	25-22	22-25	25-21	
24.11.11	CHN	WC 2011	2 nd Round	Kumamoto	3-0	25-10	25-18	25-14		
22.11.11	BRA	WC 2011	1 st Round	Kagoshima	3-2	25-16	20-25	18-25	25-21	22-20
21.11.11	EGY	WC 2011	1 st Round	Kagoshima	3-0	25-22	25-15	25-20		

STATISTICS

Age	Oldest	Papi	20.05.73 (38y11m)	Youngest	Vettori	26.04.91 (21y)	27y6m
Height	Tallest	Patriarca	207cm	Shortest	Giovi	183cm	197cm
Spike	Highest	Mastrangelo	368cm	Shortest	Giovi	310cm	343cm
Block	Highest	Zaytsev	348cm	Shortest	Giovi	290cm	324cm
Caps	Most	Mastrangelo	345	First	Cester		78





Italy captain Cristian Savani tries to navigate round the Bulgaria block



Dragan Travica sets across the court

JAPAN



**FIVB
WORLD
RANKING**

15

BEST RESULT

3x 6th 2008

LAST RESULT

15th 2011



In 2011, Japan were boosted by the return of Daisuke Usami, the team's experienced setter and captain who missed almost a year because of an ankle injury. He came back following the 2010 FIVB Men's World Championship just in time to compete at the Guangzhou Asian Games in November 2010. His inspiration led the team to gold after beating Korea in the semifinals and Iran in the final.

The 2011 FIVB World League was a challenging one for Tatsuya Ueta's team as they had to play all 12 of their matches away from home due to the devastating March 11 earthquake and tsunami. Japan's eventual record was not encouraging, with their sole win coming against Germany in a group that also featured Bulgaria and Russia. A couple of weeks ahead of the Asian Championship in September, they lost their most effective outside spiker, Kunihiro Shimizu, who damaged knee ligaments. With their confidence dented, they lost in the quarterfinals, having been beaten by India, Iran and Korea.

Ueta worked hard to reinvigorate his squad but they failed to qualify for the London 2012 Olympic Games on their first attempt at last year's World Cup, finishing 10th.



COACH



Tatsuya Ueta became Japan coach in 2004, immediately after the squad failed to qualify for the 2004 Athens Olympic Games. A player for Nippon Steel Blazers in 1987 he went on to represent Japan from 1989 to 1993 before going into coaching in 1995. He became coach of the junior national team in 2001. His best result with the senior side is a bronze medal at the 2009 FIVB World Grand Champions Cup however more recently he took the team to 15th in last year's World League and 10th at the World Cup as well as a fifth place finish at the Asian Men's Championship.

TEAM ROSTER

No.	Name / First Name	Nickname	Birthdate	H	W	S	B	WC	OG	OTH	Total	Club
L 1	Sakai Daisuke	Sakai	22.10.81	180	75	320	305	5		19	24	JT Thunders
2	Abe Yuta	Abe	08.08.81	191	85	342	320	26		121	147	Toray Arrows
L 3	Nagano Takeshi	Nagano	11.07.85	176	69	310	300	5		34	39	Panasonic Panthers
4	Matsuta Yusuke	Matsuta	31.10.82	200	90	345	340			39	39	Panasonic Panthers
C 5	Usami Daisuke	Usami	29.03.79	184	88	320	310		5	158	163	Panasonic Panthers
6	Suzuki Yoshifumi	Yoshifumi	31.03.83	200	98	342	322	5		29	34	Suntory Sunbirds
7	Yamamoto Takahiro	Yamamoto	12.07.78	201	98	345	335	21		149	170	Panasonic Panthers
8	Ageba Yuya	Ageba	30.09.83	191	70	350	330			15	15	F.C. Tokyo
9	Tomimatsu Takaaki	Tomimatsu	20.07.84	191	85	350	330	5		106	111	Toray Arrows
L 10	Tanabe Osamu	Tanabe	10.04.79	181	73	330	300			60	60	Toray Arrows
11	Matsumoto Yoshihiko	Matsumoto	07.01.81	193	80	340	330	5	5	90	100	Sakai Blazers
12	Yamamura Kota	Yamamura	20.10.80	205	96	340	320	16	5	164	185	Suntory Sunbirds
13	Shimizu Kunihiko	Shimizu	11.08.86	192	99	340	320	5	5	92	102	Panasonic Panthers
14	Fukuzawa Tatsuya	Fukuzawa	01.07.86	189	86	355	345	5	5	81	91	Panasonic Panthers
15	Yako Daisuke	Yako	07.10.88	193	88	355	330			6	6	JT Thunders
16	Ishijima Yusuke	Gottsu	09.01.84	197	102	345	335	16	5	115	136	Sakai Blazers
17	Koshikawa Yu	Koshikawa	30.06.84	189	88	345	330	16	5	126	147	Pallavolo Padova (ITA)
18	Yoneyama Yuta	Yoneyama	29.08.84	185	80	340	320	5		62	67	Toray Arrows
19	Koshiya Akira	Koshiya	12.06.79	185	78	345	330			39	39	Toray Arrows
20	Shinoda Ayumu	Shinoda	14.12.79	194	88	345	315					Toray Arrows
21	Kondoh Shigeru	Kondoh	23.11.82	187	85	335	315			2	2	Toray Arrows
22	Suga Naoya	Suga	17.05.85	178	85	325	315			13	13	JT Thunders
23	Suzuki Yuji	Yuji	07.06.86	189	78	350	330					Toray Arrows
24	Tsukazaki Yuhei	Tsukazaki	11.07.86	190	74	343	331					JT Thunders
25	Tezuka Dai	Tezuka	18.11.88	191	90	345	325					F.C. Tokyo

C=Captain, L=Libero, H=Height, W=Weight, S=Spike (in cm), B=Block (in cm), WC=World Championships, OG=Olympic Games, OTH=Other

LAST 10 FIVB RESULTS

Date	V	Competition	Phase	Location	Score	Set 1	Set 2	Set 3	Set 4	Set 5
04.12.11	BRA	WC 2011	4 th Round	Tokyo	0-3	21-25	19-25	22-25		
03.12.11	ITA	WC 2011	4 th Round	Tokyo	0-3	22-25	24-26	22-25		
02.12.11	RUS	WC 2011	4 th Round	Tokyo	0-3	23-25	16-25	23-25		
29.11.11	USA	WC 2011	3 rd Round	Fukuoka	0-3	37-39	16-25	15-25		
28.11.11	CHN	WC 2011	3 rd Round	Fukuoka	3-0	25-23	25-20	26-24		
27.11.11	EGY	WC 2011	3 rd Round	Fukuoka	3-1	27-29	25-17	25-23	25-12	
25.11.11	POL	WC 2011	2 nd Round	Osaka	1-3	25-23	21-25	19-25	18-25	
24.11.11	SRB	WC 2011	2 nd Round	Osaka	2-3	21-25	22-25	25-18	25-22	12-15
22.11.11	CUB	WC 2011	1 st Round	Nagoya	0-3	21-25	23-25	22-25		
21.11.11	ARG	WC 2011	1 st Round	Nagoya	2-3	22-25	25-21	25-11	15-25	12-15

STATISTICS

Age	Oldest	Yamamoto	12.07.78 (33y10m)	Youngest	Tezuka	18.11.88 (23y6m)	28y10m
Height	Tallest	Yamamura	205cm	Shortest	Nagano	176cm	190cm
Spike	Highest	Fukuzawa	355cm	Shortest	Nagano	310cm	340cm
Block	Highest	Fukuzawa	345cm	Shortest	Nagano	300cm	323cm
Caps	Most	Yamamura	185	First	Shinoda		68



Yuta Yoneyama dives to save the ball



Kunihiro Shimizu sends a vicious serve towards the opposition

*Yu Koshikawa launches a spike over
Germany's Stefan Hübner*





KOREA


**FIVB
WORLD
RANKING**

20

BEST RESULT
6th 1994
LAST RESULT
13th 2011

Korea have become well-known over the past few decades for their quick attacks and lightening fast plays. Despite often having a height disadvantage they have constantly aim to punch above their weight. They finished third in the Asia Volleyball Championship in 2007, 2009 and 2011 and 11th at the 2007 World Cup. In the World League, Korea placed 10th in 2006, ninth in 2007, 13th in 2008, 14th in 2009 and 16th in 2010.

The side showed much more promise in 2011 however, beating Cuba for the first time since 1984 and registering two wins over France, eventually finishing 13th. They gained gained valuable experience and were able to learn their weak points.

This year's team has a balance of veteran and rookie players as they look to qualify for the London 2012 Olympic Games. They have selected a number of new, taller players while the likes of Han Sun-Soo, center blocker Lee Sun-Kyu and libero Yeo Oh-Hyun are still at the top of their game and will help form a leadership group within the squad



COACH



Park Ki-Won was appointed coach of Korea in 2011. He played for Korea from 1972 to 1978, helping them to a fourth-place finish at the 1978 World Championship and gold at the 1978 Asian Games.

After retiring as a player, Park spent nearly 20 years as a coach in Italy. He led Perugia Sirio to the women's championship in 1987 and Forli Volley to the men's second league title in 1990. In 2002, he coached the Iran men's team to silver at the Asian Games. In 2003, the team beat Japan for the first time in its history and finished third at the Asian Championship in China. In 2007, he returned to Korea and became coach of LIG Insurance men's volleyball team.

TEAM ROSTER

No.	Name / First Name	Nickname	Birthdate	H	W	S	B	WC	OG	OTH	Total	Club
1	Jeon Kwang-In	Jeon Kwang-In	18.09.91	193	75	310	300			26	26	Sungkyunwan University
2	Han Sun-Soo	Han Sun-Soo	16.12.85	189	80	310	297			59	59	Korean Airlines Co.
3	Kwon Young-Min	Kwon Young-Min	05.07.80	190	82	315	309	5		120	125	Hyundai Capital Co.
4	Moon Sung-Min	Moon Sung-Min	14.09.86	198	85	329	321	5		132	137	Hyundai Capital Co.
5	Yeo Oh-Hyun	Yeo Oh-Hyun	02.09.78	175	70	280	279	5		204	209	Samsung Fire&Marine Insurance
6	Choi Tae-Woong	Choi Tae-Woong	09.04.76	185	80	315	302	10	5	177	192	Hyundai Capital
7	Lee Sun-Kyu	Lee Sun-Kyu	14.03.81	199	89	325	320	5		145	150	Hyundai Capital Co.
8	Kim Hak-Min	Kim Hak-Min	04.09.83	193	81	327	319			64	64	Korean Airlines Co.
9	Kwak Seung-Suk	Kwak Seung-Suk	23.03.88	190	81	325	320					Korean Airlines Co.
10	Yun Bong-Woo	Yun Bong-Woo	20.01.82	199	88	332	320	5		66	71	Hyundai Capital co.
11	Park Chul-Woo	Park Chul-Woo	25.07.85	198	88	332	319			64	64	Samsung Fire&Marine Insurance
12	Bu Yong-Chan	Bu Yong-Chan	30.11.89	175	65	290	284					LIG Insurance
13	Choi Hong-Suk	Choi Hong-Suk	26.06.88	195	80	328	320			28	28	Seoul Dream Six
14	Kim Yo-Han	Kim Yo-Han	16.08.85	200	95	335	326	5		118	123	LIG Insurance
15	Ha Hyun-Yong	Ha Hyun-Yong	09.05.82	198	80	330	322			97	97	Korean Army
16	Kim Jeong-Hwan	Kim Jeong-Hwan	23.03.88	196	94	329	320					Seoul Dream Six
17	Ha Kyoung-Min	Ha Kyoung-Min	27.07.82	201	84	320	310	5		106	111	Kepeco 45
18	Shin Yung-Suk	Shin Yung-Suk	04.10.86	198	92	335	325			80	80	Seoul Dream Six
19	Lee Kang-Joo	Lee Kang-Joo	30.06.83	185	75	305	290			48	48	Seoul Dream Six
20	Im Dong-Kyu	Im Dong-Kyu	11.06.83	195	83	295	278			6	6	Hyundai Capital
21	Chang Kwang-Kyun	Chang Kwang-Kyun	14.03.81	190	82	321	312			29	29	Korean Airlines Co.
22	Lee Kyung-Soo	Lee Kyung-Soo	27.04.79	198	90	332	315	15	5	127	147	LIG Insurance
23	Jin Sang-Houn	Jin Sang-Houn	22.04.86	200	85	336	324					Korean Airlines Co.
24	Choi Min-Ho	Choi Min-Ho	28.04.88	198	86	330	312					Hyundai Capital
25	Lee Kang-Won	Lee Kang-Won	05.05.90	198	91	330	312			3	3	Kyunghee University

C=Captain, L=Libero, H=Height, W=Weight, S=Spike (in cm), B=Block (in cm), WC=World Championships, OG=Olympic Games, OTH=Other

LAST 10 FIVB RESULTS

Date	V	Competition	Phase	Location	Score	Set 1	Set 2	Set 3	Set 4	Set 5
01.07.11	FRA	WL2011	Pool D - Prel. Round	Boulazac	0-3	20-25	18-25	22-25		
29.06.11	FRA	WL2011	Pool D - Prel. Round	Pau	1-3	25-23	25-27	16-25	15-25	
26.06.11	ITA	WL2011	Pool D - Prel. Round	Padova	0-3	15-25	13-25	25-21		
24.06.11	ITA	WL2011	Pool D - Prel. Round	Trieste	0-3	18-25	21-25	20-25		
19.06.11	CUB	WL2011	Pool D - Prel. Round	Gwangju	0-3	23-25	13-25	18-25		
18.06.11	CUB	WL2011	Pool D - Prel. Round	Gwangju	0-3	20-25	22-25	20-25		
12.06.11	ITA	WL2011	Pool D - Prel. Round	Incheon	2-3	15-25	22-25	25-21	25-22	10-15
11.06.11	ITA	WL2011	Pool D - Prel. Round	Incheon	1-3	25-23	19-25	21-25	20-25	
05.06.11	FRA	WL2011	Pool D - Prel. Round	Suwon	3-1	27-25	19-25	25-23	25-16	
04.05.11	FRA	WL2011	Pool D - Prel. Round	Suwon	3-1	25-21	24-26	25-20	25-16	

STATISTICS

Age	Oldest	Choi Tae-Woong	09.04.76 (36y1m)	Youngest	Jeon Kwang-In	18.09.91 (20y8m)	27y8m
Height	Tallest	Ha Kyoung-Min	201cm	Shortest	Yeo Oh-Hyun	175cm	193cm
Spike	Highest	Jin Sang-Houn	336cm	Shortest	Yeo Oh-Hyun	280cm	321cm
Block	Highest	Kim Yo-Han	326cm	Shortest	Im Dong-Kyu	278cm	310cm
Caps	Most	Yeo Oh-Hyun	209	First	Kwak Seung-Suk		71



Han Sun-Soo sets under the watchful eye of Italy captain Cristian Savani



Jeon Kwang-In is watched by his team mates as he launches a spike against Cuba



Shin Yung-Suk prepares to smash the Mikasa



POLAND



**FIVB
WORLD
RANKING**

4

BEST RESULT

3rd 2011

LAST RESULT

3rd 2011



Poland boasts a strong volleyball tradition and the country's national team has been among the elite teams since its appearance at the first FIVB World Championship in 1949. The fourth-place result there was repeated in France in 1956 and again in Brazil in 1960, but the best was yet to come. From the mid-1970s, the Polish squad dominated the international volleyball scene. They triumphed at the FIVB World Championship in 1974 and took gold again at the 1976 Olympic Games in Montreal.

Poland have gone from strength to strength in recent years, led by the core group of players from the successful 1997 FIVB Junior world champions and headed by top coaches Raul Lozano and Daniel Castellani. They won silver at the 2006 FIVB World Championship and gold at the 2009 European Championship.

After a disappointing 2010 World Championship, where they finished 16th, they recruited Italian coach Andrea Anastasi, who proved his worth by leading the team to bronze at the 2011 World League. His influence extended to the European Championship where Poland also collected bronze before the highlight of the year came with a silver medal at the FIVB World Cup in Japan.



COACH



Poland have been revitalised since Italian Andrea Anastasi took over from Daniel Castellani in February 2011, steering them to the bronze medal in last year's FIVB World League and, more importantly silver at the World Cup, earning them a berth for the London 2012 Olympic Games. Anastasi played 141 matches for Italy, picking up the FIVB World Championship and FIVB World League titles in 1990 before beginning his coaching career in 1994. He coached Italy from 1999 to 2002, winning the FIVB World League 1999, and in 2006 became the coach of Spain, leading them to a first European Championship in 2007, before returning to Italy from 2007 to 2010.

TEAM ROSTER

No.	Name / First Name	Nickname	Birthdate	H	W	S	B	WC	OG	OTH	Total	Club
1	Nowakowski Piotr	Nowakowski	18.12.87	205	90	355	340	6		66	72	Asseco Resovia
2	Winiarski Michal	Winiarski	28.09.83	200	82	355	335	17	6	113	136	PGE Skra
3	Ferens Wojciech	Ferens	05.04.91	194	87	340	302			16	16	Indykpol AZS UWM
4	Kosok Grzegorz	Kosok	02.03.86	206	92	345	325			31	31	Asseco Resovia
5	Zagumny Pawel	Zagumny	18.10.77	200	88	336	317	20	12	299	331	Zaksa
6	Kurek Bartosz	Kurek	29.08.88	205	87	352	326	6		102	108	PGE Skra
7	Jarosz Jakub	Jarosz	10.02.87	195	84	353	328			100	100	Top Volley
8	Krzysiek Bartosz	Krzysiek	19.02.90	206	91	336	312			3	3	Indykpol AZS UWM
9	Bartman Zbigniew	Bartman	04.05.87	198	83	352	320	6		70	76	Jastrzebski Wegiel
10	Wisniewski Lukasz	Wisniewski	03.02.89	198	96	345	323			26	26	Tytan AZS
11	Drzyzga Fabian	Drzyzga	03.01.90	196	90	325	304	8		45	53	Tytan AZS
12	Woicki Pawel	Woicki	29.06.83	182	75	315	300		7	36	43	PGE Skra
13	Kubiak Michal	Kubiak	23.02.88	191	80	328	312			42	42	Jastrzebski Wegiel
14	Ruciak Michal	Ruciak	22.08.83	189	75	336	305	6		82	88	Zaksa
15	Zygadlo Lukasz	Zygadlo	02.08.79	200	89	337	325	10		200	210	Trentino Volley (ITA)
16	Ignaczak Krzysztof	Ignaczak	15.05.78	188	86	330	315	9	12	240	261	Asseco Resovia
17	Zatorski Pawel	Zatorski	21.06.90	184	77	305	289	8		72	80	PGE Skra
C 18	Mozdzonek Marcin	Mozdzonek	09.02.85	211	93	358	338	6	7	147	160	PGE Skra
19	Lomacz Grzegorz	Lomacz	01.10.87	187	80	335	315	6		43	49	Lotos Trefl
20	Mika Mateusz	Mika	21.01.91	206	86	352	320	8		51	59	Asseco Resovia
21	Zalinski Wojciech	Zalinski	08.01.88	195	88	340	330					AZS Politechnika
22	Wrona Andrzej	Wrona	27.12.88	205	95	350	265					Delecta
23	Klos Karol	Klos	08.08.89	200	80	357	326			30	30	PGE Skra
24	Wojtaszek Damian	Wojtaszek	07.09.88	180	76	330	301					AZS Politechnika
25	Konarski Dawid	Konarski	31.08.89	198	93	353	320			3	3	Delecta

C=Captain, L=Libero, H=Height, W=Weight, S=Spike (in cm), B=Block (in cm), WC=World Championships, OG=Olympic Games, OTH=Other

LAST 10 FIVB RESULTS

Date	V	Competition	Phase	Location	Score	Set 1	Set 2	Set 3	Set 4	Set 5
04.12.11	RUS	WC 2011	4 th Round	Tokyo	2-3	23-25	25-23	22-25	25-17	15-17
03.12.11	BRA	WC 2011	4 th Round	Tokyo	2-3	25-18	25-21	18-25	19-25	12-15
02.12.11	ITA	WC 2011	4 th Round	Tokyo	3-2	17-25	20-25	25-23	25-21	15-12
29.11.11	EGY	WC 2011	3 rd Round	Fukuoka	3-0	25-21	26-24	25-21		
28.11.11	USA	WC 2011	3 rd Round	Fukuoka	3-0	25-15	25-20	25-18		
27.11.11	CHN	WC 2011	3 rd Round	Fukuoka	3-1	17-25	25-20	25-21	25-19	
25.11.11	JPN	WC 2011	2 nd Round	Osaka	3-1	23-25	25-21	25-19	25-18	
24.11.11	IRI	WC 2011	2 nd Round	Osaka	2-3	25-23	26-28	25-8	24-26	11-15
22.11.11	ARG	WC 2011	1 st Round	Nagoya	3-1	18-25	25-20	25-23	25-22	
21.11.11	SRB	WC 2011	1 st Round	Nagoya	3-1	21-25	25-18	25-19	30-28	

STATISTICS

Age	Oldest	Zagumny	18.10.77 (34y7m)	Youngest	Ferens	05.04.91 (21y1m)	25y6m
Height	Tallest	Mozdzonek	211cm	Shortest	Wojtaszek	180cm	197cm
Spike	Highest	Mozdzonek	358cm	Shortest	Zatorski	305cm	341cm
Block	Highest	Nowakowski	340cm	Shortest	Wrona	265cm	316cm
Caps	Most	Zagumny	331	First	Zalinski		79



Polish star Bartosz Kurek launches a devastating spike at Bulgarian blockers Andrey Zhekov (left) and Hristo Bratoev





**FIVB
WORLD
RANKING**

34

BEST RESULT

5th 2005

LAST RESULT

14th 2011



Portugal is set to begin a new era at the 2012 FIVB Volleyball World League as new coach Flavio Gulinelli takes over from Juan Diaz Marino. The country has seen moderate success on the continental stage in recent years. They hosted the Final Four of the European League in 2009 and took the bronze medal, but 2010 far exceeded that.

Portugal achieved their best ever record: in 20 official matches, Portugal won 18 and lost only two, and triumphed in the European League with a 3-1 win over Spain. Portugal participated in the World League for the first time in 1999 and shocked everyone as they beat Cuba and pushed Argentina and France. In the 2005 World League, Portugal achieved their best ever result, finishing fifth and beating Brazil in straight sets. In 2006, under the direction of Brazilian Francisco dos Santos, Portugal participated in their seventh World League, and a year later they hosted the Final Four of the European League when they came close to claiming their first international trophy, but ended up losing 3-2 to Spain in the final.

Last year they returned to the World League, but after a strong start with wins over Serbia and Finland, they failed to progress, finishing 14th.



COACH



Italian coach Flavio Gulinelli steps into Juan Diaz Marino's shoes as Portugal look to return to the top table of world volleyball over the next few years. Born in 1958 Gulinelli started his professional career as a coach in 1989 with Italian club Maxicono Parma. His first international role came in 1996 when he was assistant coach of the Italian national team. He helped the side clinch the 1997 World League title, the 1998 World Championship and bronze at the 1997 European Championships. He returned to club level for a few years before acting as a technical assistant for Brazil from 2002 to 2004. In 2009 he was named coach of the Austrian men's team.

TEAM ROSTER

No.	Name / First Name	Nickname	Birthdate	H	W	S	B	WC	OG	OTH	Total	Club
1	Gil Marcel	Marcel	08.05.90	206	94	332	310			46	46	SC Espinho
L 2	Teixeira Carlos	Teixeira	11.03.76	184	84	311	293	15		227	242	Stade Poitevin Poitiers (FRA)
3	Silva Manuel	M. Silva	28.12.73	192	96	345	325	17		196	213	AJF Bastardo
4	Malveiro Joao	Malveiro	08.12.79	198	90	341	337			162	162	SC Espinho
5	Ferreira Marco	Marco	04.10.87	202	94	332	327			80	80	Ason VB Orange Nassau (FRA)
6	Ferreira Alexandre	Alex	13.11.91	203	87	319	299			66	66	SC Espinho
7	Casas Ivo	Ivo	21.09.92	182	71	290	278			49	49	Castelo Maia GC
8	Violas Tiago	Violas	27.03.89	193	82	326	303			83	83	Jastrzebski Wegiel (POL)
9	Pinheiro Nuno	Pinheiro	31.12.84	193	89	327	315	12		129	141	Stade Poitevin Poitiers (FRA)
10	Pinto Filipe	F. Pinto	26.02.91	194	85	335	314			49	49	Leixoes SC
11	Siqueira Frederico	Fred	05.04.83	206	105	350	348			25	25	VC Argez Duvel Puurs
C 12	Jose Joao	J. Jose	07.06.78	195	87	352	345	9		190	199	VFB Friedrichshafen (GER)
13	Sequeira Valdir	Valdir	22.11.81	196	86	351	344			167	167	LB Casa Rurale Cantu
14	Cruz Flavio	Flavio	28.08.82	195	86	348	341	9		177	186	SL Benfica
15	Santos Rui	Ruca	24.03.84	203	98	339	334			137	137	Vitoria SC
16	Gaspar Hugo	H. Gaspar	02.09.82	200	83	354	343	12		157	169	SL Benfica
17	Rodrigues Miguel	Miguel	02.03.93	191	68	305	293			27	27	SL Benfica
18	Lopes Andre	Andre	12.09.82	193	86	342	332			177	177	Stade Poitevin Poitiers (FRA)
19	Moreira Rui	Moreira	07.12.85	182	81	300	290					GC Vilacondense
20	Silva Nuno	N. Silva	03.02.93	203	99	330	318			48	48	SC Espinho
21	Gomes Jose	Gomes	21.10.94	198	90	327	307			30	30	GC Vilacondense
22	Figueiredo Pedro	Pedro	09.08.86	197	75	335	328			29	29	AA Espinho
23	Liborio Carlos	Liborio	07.07.90	197	87	319	313			40	40	SC Caldas
24	Coelho Joao	Joao	24.06.81	185	90	305	300			13	13	SL Benfica
25	Pereira Nuno	Nuno	20.01.89	203	95	325	308			29	29	SC Caldas

C=Captain, L=Libero, H=Height, W=Weight, S=Spike (in cm), B=Block (in cm), WC=World Championships, OG=Olympic Games, OTH=Other

LAST 10 FIVB RESULTS

Date	V	Competition	Phase	Location	Score	Set 1	Set 2	Set 3	Set 4	Set 5
20110814	CHN	WL2012	Playoffs	Taichang	2-3	26-24	23-25	21-25	25-21	13-15
20110813	CHN	WL2012	Playoffs	Taichang	3-1	20-25	25-21	25-14	25-23	
20110701	FIN	WL2011	Pool C - Prel. Round	Tampere	0-3	21-25	21-25	22-25		
20110630	FIN	WL2011	Pool C - Prel. Round	Tampere	2-3	25-22	25-16	19-25	17-25	13-15
20110626	SRB	WL2011	Pool C - Prel. Round	Povoa de Varzim	1-3	14-25	27-25	19-25	22-25	
20110625	SRB	WL2011	Pool C - Prel. Round	Povoa de Varzim	2-3	21-25	25-19	31-29	17-25	11-15
20110619	ARG	WL2011	Pool C - Prel. Round	Catamarca	0-3	19-25	18-25	17-25		
20110618	ARG	WL2011	Pool C - Prel. Round	Catamarca	1-3	16-25	17-25	25-22	24-26	
20110611	SRB	WL2011	Pool C - Prel. Round	Novi Sad	0-3	24-26	18-25	27-29		
20110610	SRB	WL2011	Pool C - Prel. Round	Belgrade	3-2	25-22	19-25	28-26	23-25	15-13

STATISTICS

Age	Oldest	M. Silva	28.12.73 (38y4m)	Youngest	Gomes	21.10.94 (17y6m)	26y5m
Height	Tallest	Marcel	206cm	Shortest	Ivo	182cm	196cm
Spike	Highest	H. Gaspar	354cm	Shortest	Ivo	290cm	330cm
Block	Highest	Fred	348cm	Shortest	Ivo	278cm	318cm
Caps	Most	Teixeira	242	First	Moreira		96



Joao Malveiro (right) and Tiago Violas stuff the Serbian spike attempt



Hugo Gaspar connects with a huge spike

Tago Violas goes close to the net to set





RUSSIA


**FIVB
WORLD
RANKING**

BEST RESULT
2x 1st 2011
LAST RESULT
1st 2011

International competitions such as the Olympic Games, World and European Championships and World Cups have been continually seen the USSR men's team clinch victory as they have gained worldwide recognition by winning three Olympic titles (1964, 1968 and 1980), six World Championships (1949, 1952, 1960, 1962, 1978, 1982), five World Cups (1965, 1977, 1981, 1991, 2011) and 12 European Championships.

In 1993, after the fall of the Soviet Union, the Russians never lost their volleyball dominance. In 1996 and 1997 the team finished third in the World League and in 1998 they placed second. Then 1999 saw them regain the World Cup title before capturing silver at the 2000 Olympic Games in Sydney.

The year 2002 was highlighted by the Russian team winning the World League title once again and claiming silver at the World Championships. Further Olympic glory came in 2004 and 2008 as they took the bronze medal in Athens and Beijing respectively. Last year they won their first World League gold in a decade before following it up with a dominant display at the World Cup, dropping just one match on their way to the crown. The start of another dominant Russia era? One waits to see.



COACH



Vladimir Alekno, in his second stint as coach, led Russia to 2011 World League glory. After playing in USSR, Bulgaria, Italy and France, he began coaching French club Tours in 1999, winning the French Championship and France Cup. After success with Dynamo Moscow he became Russia coach in 2007 leading them to World League and World Cup silver. After bronze at the 2008 Olympics Alekno was replaced by Daniele Bagnoli, but returned in 2010. He also coaches Russian club Zenit Kazan, who won the 2012 Men's CEV Champions League.

After success with Dynamo Moscow he became Russia coach in 2007 leading them to World League and World Cup silver. After bronze at the 2008 Olympics Alekno was replaced by Daniele Bagnoli, but returned in 2010. He also coaches Russian club Zenit Kazan, who won the 2012 Men's CEV Champions League.

TEAM ROSTER

No.	Name / First Name	Nickname	Birthdate	H	W	S	B	WC	OG	OTH	Total	Club
1	Abrosimov Alexander	Abrosimov	25.08.83	206	80	341	325			28	28	Fakel Novy Urengoy
2	Biriukov Denis	Biryukov	08.12.88	202	93	352	324	9		52	61	Lokomotiv Novosibirsk
3	Apalikov Nikolay	Apalikov	26.08.82	203	105	353	344			45	45	Zenit Kazan
C 4	Khtey Taras	Khtey	22.05.82	205	109	351	339	15	7	110	132	Lokomotiv-Belogorie
5	Grankin Sergey	Grankin	21.01.85	195	96	351	320	18	7	126	151	Dinamo Moscow
6	Sivozhelez Evgeny	Sivozhelez	06.08.86	196	89	330	320	9		25	34	Zenit Kazan
7	Makarov Sergey	Makarov	28.03.80	196	97	337	329	9		46	55	Fakel Novy Urengoy
8	Tetyukhin Sergey	Tetyukhin	23.09.75	197	89	345	338	24	21	367	412	Lokomotiv-Belogorie
L 9	Sokolov Alexander	Sokolov	01.03.82	193	97	315	310			42	42	Fakel Novy Urengoy
10	Berezhko Yury	Berezhko	27.01.84	198	90	346	338	11	7	95	113	Zenit Kazan
11	Ushakov Konstantin	Ushakov	24.03.70	198	77	343	332	31	30	436	497	Kuzbass
12	Butko Alexander	Butko	18.03.86	198	97	339	327			40	40	Lokomotiv Novosibirsk
13	Muserskiy Dmitriy	Muserskiy	29.10.88	218	104	375	347	8		44	52	Lokomotiv-Belogorie
14	Shcherbinin Dmitry	Shcherbinin	10.09.89	205	95	350	335	4		6	10	Dinamo Moscow
15	Ilinykh Dmitriy	Ilinykh	31.01.87	201	92	338	330			36	36	Lokomotiv-Belogorie
16	Kruglov Pavel	Kruglov	17.09.85	205	98	351	342			108	108	Dinamo Moscow
17	Mikhaylov Maxim	Mikhaylov	19.03.88	203	105	345	330	9	8	84	101	Zenit Kazan
18	Volkov Alexander	Volkov	14.02.85	210	90	360	335	17	7	134	158	Zenit Kazan
19	Rodichev Alexey	Rodichev	24.03.88	196	80	340	325					Gazprom-Yugra
20	Obmochaev Alexey	Obmochaev	22.05.89	189	84	325	310			3	3	Zenit Kazan
21	Abramov Pavel	Abramov	23.04.79	200	87	347	336	16	7	152	175	Iskra
22	Kazakov Alexey	Kazakov	18.03.76	217	112	358	344	20	15	341	376	Ural
23	Verbov Alexey	Verbov	31.01.82	183	79	315	310	17	16	134	167	Iskra
24	Moroz Pavel	Moroz	26.02.87	205	105	352	343					Kuzbass
25	Kobzar Igor	Kobzar	13.04.91	198	86	337	315					Gazprom-Yugra

C=Captain, L=Libero, H=Height, W=Weight, S=Spike (in cm), B=Block (in cm), WC=World Championships, OG=Olympic Games, OTH=Other

LAST 10 FIVB RESULTS

Date	V	Competition	Phase	Location	Score	Set 1	Set 2	Set 3	Set 4	Set 5
04.12.11	POL	WC 2011	4 th Round	Tokyo	3-2	25-23	23-25	25-22	17-25	17-15
03.12.11	IRI	WC 2011	4 th Round	Tokyo	3-0	31-29	25-21	25-18		
02.12.11	JPN	WC 2011	4 th Round	Tokyo	3-0	25-23	25-16	25-23		
29.11.11	CUB	WC 2011	3 rd Round	Hamamatsu	3-1	25-23	25-27	25-18	25-12	
28.11.11	ARG	WC 2011	3 rd Round	Hamamatsu	3-0	25-23	25-22	25-19		
27.11.11	SRB	WC 2011	3 rd Round	Hamamatsu	3-0	25-16	25-16	25-15		
25.11.11	EGY	WC 2011	2 nd Round	Kumamoto	3-1	25-18	25-17	23-25	25-9	
24.11.11	BRA	WC 2011	2 nd Round	Kumamoto	0-3	16-25	19-25	22-25		
22.11.11	USA	WC 2011	1 st Round	Kagoshima	3-0	25-18	25-18	26-24		
21.11.11	CHN	WC 2011	1 st Round	Kagoshima	3-0	25-18	25-20	25-18		

STATISTICS

Age	Oldest	Ushakov	24.03.70 (42y1m)	Youngest	Kobzar	13.04.91 (21y1m)	28y1m
Height	Tallest	Muserskiy	218cm	Shortest	Verbov	183cm	201cm
Spike	Highest	Muserskiy	375cm	Shortest	Sokolov	315cm	344cm
Block	Highest	Muserskiy	347cm	Shortest	Sokolov	310cm	330cm
Caps	Most	Ushakov	497	First	Rodichev		112





Sergey Grankin tops over the top of the Polish block



Last year's MVP Maxim Mikhaylov with a huge jump serve



SERBIA



**FIVB
WORLD
RANKING**

7

BEST RESULT

4x 2nd 2009

LAST RESULT

9th 2011



Serbia will be looking to bounce back during the 2011 FIVB World League after a disappointing World Cup by their standards. Since claiming gold at the 2000 Olympic Games in Sydney, they have consistently been among the medal contenders in major tournaments.

The team has a great tradition in volleyball, finishing fourth at the 2002 FIVB World Championship before picking up silver in the 2003 FIVB World League and bronze at the 2003 FIVB World Cup. For many years, the Serbian team was led by the Grbic Brothers (Vladimir and Nikola), Goran Vujevic, Andrija Geric, Djula Mešter and Ivan Miljkovic. In 2005, Serbia and Montenegro had the great honour of organizing the FIVB World League Finals. In an incredible final in front of 18,140 spectators in Belgrade, the hosts were eventually beaten by Brazil. In 2009, it was the same again with Brazil beating Serbia in the final of the World League but this time in front of 22,000 fans.

In 2010 a new generation of players stepped up to win World League and World Championship bronze before wrapping up the 2011 European Championship in Austria, demonstrating that they were capable of sustaining the winning form of the previous two decades.



COACH



Igor Kolakovic replaced Ljuba Travica as coach of Serbia ahead of the 2006 FIVB World Championship after assisting him for three years. A setter until 1997, Kolakovic began coaching with club side Buducnost Podgorica from 1997 to 2010 and cites his best coaching moment as winning silver at the 2009 FIVB World League. He has to be commended for leading a young squad to bronze in both the major FIVB events in 2010 and will still have plenty of confidence in his charges after proving their mettle by winning the European Championships last year.

TEAM ROSTER

No.	Name / First Name	Nickname	Birthdate	H	W	S	B	WC	OG	OTH	Total	Club
1	Kovacevic Nikola	Kovacevic N.	14.02.83	193	78	350	340	8	6	102	116	Gubernia Nizhniy Novgorod (RUS)
2	Kovacevic Uros	Kovacevic U.	06.05.93	197	90	340	310	24		125	149	ACH Volley (SLO)
3	Vemic Milos	Vemic	08.03.87	202	90	338	320			59	59	VfB Friedrichshafen (GER)
C 4	Janic Bojan	Janic	11.03.82	198	83	345	322	17	6	186	209	Fakel Novy Urengoy (RUS)
5	Petkovic Vlado	Petkovic Vl.	06.01.83	198	97	325	318	9	6	114	129	Umbria Volley srl (ITA)
6	Terzic Milos	Terzic	13.06.87	202	88	340	320	9		66	75	Tours Volleyball (FRA)
7	Stankovic Dragan	Stankovic	18.10.85	205	80	343	333	9		144	153	A.S. Volley Lube SRL (ITA)
L 8	Vujic Filip	Vujic	17.10.89	191	85	335	315			14	14	Crvena Zvezda Beograd
9	Jovovic Nikola	Jovovic	13.02.92	197	75	335	315	8		48	56	VfB Frierichshafen (GER)
10	Nikic Milos	Nikic	31.03.86	194	79	350	330	20	6	105	131	Gabeca Pallavolo SPA (ITA)
11	Mitic Mihajlo	Mitic	17.09.90	201	90	335	320			53	53	Crvena Zvezda Beograd
12	Rasic Milan	Rasic	02.02.85	205	86	340	320	9		88	97	ACH Volley (SLO)
13	Dokic Tomislav	Dokic	27.02.86	204	97	355	325	7		89	96	Foinikas SC Syros Island (GRE)
14	Atanasijevic Aleksandar	Atanasijevic	04.09.91	201	84	345	320	16		70	86	PGE Skra Belchatow (POL)
15	Starovic Sasa	Starovic	19.10.88	207	89	335	321	9	6	96	111	Top Volley SRL Latina (ITA)
16	Brdjovic Aleksa	Brdjovic	29.07.93	201	73	327	312	16		40	56	Partizan TE Beograd
17	Petrovic Borislav	Petrovic	06.01.88	201	96	350	330	9		45	54	Stade Poitevin VB Pro (FRA)
18	Podrascanin Marko	Podrascanin	29.08.87	204	92	343	326	27	6	116	149	A.S. Volley Lube SRL (ITA)
L 19	Rosic Nikola	Rosic	05.08.84	192	85	328	315	16		107	123	VfB Friedrichshafen (GER)
20	Lisinac Srecko	Lisinac	17.05.92	205	79	345	335	8		11	19	Ribnica Kraljevo
21	Petric Nemanja	Petric	28.07.87	202	86	333	320			26	26	Sir Volley Bastia SCSD (ITA)
22	Radic Dejan	Radic	06.11.84	200	95	360	340			20	20	VB 0679 ASSE Lennik (BEL)
23	Mijailovic Nikola	Mijailovic	08.08.89	191	85	345	330			24	24	Partizan TE Beograd
24	Ivovic Marko	Ivovic	22.12.90	192	89	350	330			15	15	Vojvodina NS Seme N. Sad
25	Mrdak Milija	Mrdak	26.10.91	200	87	332	312	16		31	47	Vojvodina NS Seme N. Sad

C=Captain, L=Libero, H=Height, W=Weight, S=Spike (in cm), B=Block (in cm), WC=World Championships, OG=Olympic Games, OTH=Other

LAST 10 FIVB RESULTS

Date	V	Competition	Phase	Location	Score	Set 1	Set 2	Set 3	Set 4	Set 5
04.12.11	USA	WC 2011	4 th Round	Tokyo	3-0	25-23	25-17	25-19		
03.12.11	CHN	WC 2011	4 th Round	Tokyo	3-1	24-26	25-18	25-19	25-12	
02.12.11	EGY	WC 2011	4 th Round	Tokyo	3-1	25-20	19-25	25-22	28-26	
29.11.11	BRA	WC 2011	3 rd Round	Hamamatsu	3-1	27-25	20-25	25-20	25-22	
28.11.11	ITA	WC 2011	3 rd Round	Hamamatsu	1-3	20-25	18-25	25-22	20-25	
27.11.11	RUS	WC 2011	3 rd Round	Hamamatsu	0-3	16-25	16-25	15-25		
25.11.11	CUB	WC 2011	2 nd Round	Osaka	1-3	25-17	21-25	22-25	17-25	
24.11.11	JPN	WC 2011	2 nd Round	Osaka	3-2	25-21	25-22	18-25	22-25	15-12
22.11.11	IRI	WC 2011	1 st Round	Nagoya	2-3	17-25	25-18	25-21	21-25	11-15
21.11.11	POL	WC 2011	1 st Round	Nagoya	1-3	25-21	18-25	19-25	28-30	

STATISTICS

Age	Oldest	Janic	11.03.82 (30y2m)	Youngest	Brdjovic	29.07.93 (18y9m)	24y2m
Height	Tallest	Starovic	207cm	Shortest	Vujic	191cm	199cm
Spike	Highest	Radic	360cm	Shortest	Petkovic Vl.	325cm	341cm
Block	Highest	Kovacevic N.	340cm	Shortest	Kovacevic U.	310cm	323cm
Caps	Most	Janic	209	Least	Vujic	14	83



Marko Podrascanin lines up for a spike off the back of Vlado Petkovic's set against Argentina





USA



**FIVB
WORLD
RANKING**



BEST RESULT

1st 2008

LAST RESULT

7th 2011



Under coach Alan Knipe, USA advanced to the World League Finals in 2011, where they placed seventh before finishing second at the NORCECA Continental Championship and third at the London Invitational Olympic Games Test Event.

Losing key players to injuries and retirement hurt the team after their success at the 2008 Beijing Olympic Games. The US had been looking to return to the greatness they experienced in the 1980s and 90s when they won two Olympic gold medals (1984 and 1988), as well as the FIVB World Cup (1985) and FIVB World Championship (1986). A bronze at the 2007 FIVB World League and fourth place at the 2007 FIVB World Cup led the team to believe they were on the verge of greater things.

The two-time World Cup medallists opened their 2008 campaign by winning the NORCECA Olympic qualifying tournament. In the final round of the 2008 World League, they beat Serbia to take gold. They followed this up with a gold-medal win over Brazil at the Beijing Olympics. Now on the back of a rebuilding phase, the US have already repeated one feat from 2008 by winning the NORCECA Olympic Qualification Tournament, setting them up for glory in London.



COACH



Having taken a leave of absence from Long Beach State, where he had been coach for nine years, Alan Knipe became USA men's coach in 2009 and he quickly led them to qualification for the FIVB

World Championship, second place at the NORCECA Continental Championship and sixth place in the FIVB World League. Last year, Knipe, a former US volleyball international and beach volleyball player, led the team to the FIVB World League Finals after finishing second in their pool, including two victories over world No.1 Brazil as well as a sixth-place finish at the FIVB World Cup

TEAM ROSTER

No.	Name / First Name	Nickname	Birthdate	H	W	S	B	WC	OG	OTH	Total	Club
1	Anderson Matthew	Anderson	18.04.87	204	86	360	332	7		72	79	Pallavolo Modena (ITA)
2	Rooney Sean	Rooney	13.11.82	206	100	354	336	8	8	113	129	Gabeca Pallavolo (ITA)
3	Patak Evan	Patak	23.06.84	201	113	363	330			79	79	Umbria Volley SRL (ITA)
4	Lee David	Lee	08.03.82	203	105	350	325	8	8	158	174	Dinamo Moscow (RUS)
L 5	Lambourne Richard	Lambourne	06.05.75	190	90	324	312	20	8	229	257	National Team
6	Lotman Paul	Lotman	03.11.85	200	102	336	312	9		70	79	Asseco Resovia Rzeszow (POL)
7	Suxho Donald	Suxho	21.02.76	196	98	337	319	11	8	123	142	Volley Treviso SPA (ITA)
8	Priddy William	Priddy	01.10.77	194	89	353	330	25	16	184	225	ZENIT Kazan (RUS)
9	Millar Ryan	Millar	22.01.78	204	98	354	326	17	21	257	295	Lokomotiv Nobosibirsk (RUS)
L 10	Salmon Riley	Salmon	02.07.76	198	89	345	331	22	16	202	240	Corozal Plataneros (PUR)
11	Thornton Brian	Thornton	22.04.85	190	88	327	314			54	54	Jastrzebski Wegiel (POL)
12	Holmes Russell	Holmes	01.07.82	205	95	352	335	9		56	65	Jastrzebski Wegiel (POL)
C 13	Stanley Clayton	Stanley	20.01.78	205	104	357	332	26	16	194	236	Ural UFA (RUS)
14	Hansen Kevin	Hansen	19.03.82	196	93	349	330	9	8	156	173	Arkas Spor (TUR)
15	Gardner Gabriel	Gardner	18.03.76	209	103	353	335	11	16	155	182	National Team
16	Jablonsky Jayson	Jablonsky	23.07.85	198	89	343	316			55	55	Saems Tourcoing VB (FRA)
17	Holt Maxwell	Holt	12.03.87	205	90	351	333	9		44	53	Copra Volley Piacenza (ITA)
18	Touzinsky Scott	Touzinsky	22.04.82	198	88	344	330		8	71	79	SCC Berlin (GER)
19	Tarr Robert	Tarr	09.01.84	194	88	349	330			28	28	AS Cannes VB (FRA)
20	Smith David	Smith	15.05.85	201	86	348	314			34	34	Tours Volleyball (FRA)
21	McKienzie David	McKienzie	05.07.79	193	95	358	340	17		118	135	Kuwait Sporting Club (KUW)
22	Sander Taylor	Sander	17.03.92	196	80	345	320	8		10	18	BYU
23	Menzel Jeffrey	Menzel	31.10.88	199	92	365	360			10	10	C.V. Almeria (ESP)
24	Shoji Kawika	Shoji	11.11.87	190	79	331	315			12	12	SCC Berlin (GER)
25	Winder Jonathan	Winder	04.01.86	203	91	340	306	9		24	33	Saems Tourcoing VB (FRA)

C=Captain, L=Libero, H=Height, W=Weight, S=Spike (in cm), B=Block (in cm), WC=World Championships, OG=Olympic Games, OTH=Other

LAST 10 FIVB RESULTS

Date	V	Competition	Phase	Location	Score	Set 1	Set 2	Set 3	Set 4	Set 5
04.12.11	SRB	WC 2011	4 th Round	Tokyo	0-3	23-25	17-25	19-25		
03.12.11	CUB	WC 2011	4 th Round	Tokyo	3-2	25-20	14-25	25-18	22-25	15-11
02.12.11	ARG	WC 2011	4 th Round	Tokyo	3-2	27-29	25-14	25-17	20-25	15-12
29.11.11	JPN	WC 2011	3 rd Round	Fukuoka	3-0	39-37	25-16	25-15		
28.11.11	POL	WC 2011	3 rd Round	Fukuoka	0-3	15-25	20-25	18-25		
27.11.11	IRI	WC 2011	3 rd Round	Fukuoka	3-0	25-15	27-25	25-14		
25.11.11	ITA	WC 2011	2 nd Round	Kumamoto	1-3	39-41	22-25	25-22	21-25	
24.11.11	EGY	WC 2011	2 nd Round	Kumamoto	3-0	25-19	25-20	25-20		
22.11.11	RUS	WC 2011	1 st Round	Kagoshima	0-3	18-25	18-25	24-26		
21.11.11	BRA	WC 2011	1 st Round	Kagoshima	1-3	17-25	18-25	25-16	16-25	

STATISTICS

Age	Oldest	Lambourne	06.05.75 (37y)	Youngest	Sander	17.03.92 (20y2m)	29y7m
Height	Tallest	Gardner	209cm	Shortest	Lambourne	190cm	199cm
Spike	Highest	Menzel	365cm	Shortest	Lambourne	324cm	348cm
Block	Highest	Menzel	360cm	Shortest	Winder	306cm	327cm
Caps	Most	Millar	295	Least	Menzel	10	115



From left to right, William «Reid» Priddy, David Lee and Matthew Anderson hold out Russia's Maxim Mikhaylov

Brian Thornton sets for David Lee



Reid Priddy sends a huge spike over the top of the Russian blockers

QUALIFIERS

Playoff 1

FIRST ROUND - RESULTS

Date	Match	Location	Score	Set 1	Set 2	Set 3	Set 4	Set 5
29.07.11	CAN v SVK	Ottawa	1-3	26-28	25-22	23-25	23-25	
30.07.11	CAN v SVK	Ottawa	3-0	28-26	25-17	25-17		

STANDINGS

Rk	Country	Pts	Matches			Sets			Points		
			Total	Won	Lost	Won	Lost	Ratio	Won	Lost	Ratio
1	Canada	3	2	1	1	4	3	1.333	175	160	1.094
2	Slovakia	3	2	1	1	3	4	0.750	160	175	0.914

SECOND ROUND - RESULTS

Date	Match	Location	Score	Set 1	Set 2	Set 3	Set 4	Set 5
20.08.11	CAN v PUR	Kingston	3-1	25-17	25-22	18-25	25-23	
21.08.11	CAN v PUR	Kingston	3-0	25-19	25-14	25-19		

STANDINGS

Rk	Country	Pts	Matches			Sets			Points		
			Total	Won	Lost	Won	Lost	Ratio	Won	Lost	Ratio
1	Canada	6	2	2		6	1	6.000	168	139	1.209
2	Puerto Rico	0	2		1 1	1	6	0.167	139	168	0.827



Jose Rivera is held out by the double Canadian block.

Playoff 2

FIRST ROUND - RESULTS

Date	Match	Location	Score	Set 1	Set 2	Set 3	Set 4	Set 5
30.07.11	CHN v EGY	Taicang	3-0	29-27	25-22	25-22		
31.07.11	CHN v EGY	Taicang	3-2	22-25	25-20	25-21	21-25	17-15

STANDINGS

Rk	Country	Pts	Matches			Sets			Points		
			Total	Won	Lost	Won	Lost	Ratio	Won	Lost	Ratio
1	China	6	2	1	1	6	2	3.000	189	177	1.068
2	Egypt	0	2		1	1	2	0.333	177	189	0.937

SECOND ROUND - RESULTS

Date	Match	Location	Score	Set 1	Set 2	Set 3	Set 4	Set 5
13.08.11	CHN v POR	Taicang	1-3	25-20	21-25	14-25	23-25	
14.08.11	CHN v POR	Taicang	3-2	24-26	25-23	25-21	21-25	15-13

STANDINGS

Rk	Country	Pts	Matches			Sets			Points		
			Total	Won	Lost	Won	Lost	Ratio	Won	Lost	Ratio
1	Portugal	4	2		1	5	4	1.250	203	193	1.052
2	China	2	2	1	1	4	5	0.800	193	203	0.951

Tiago Violas sets for Portugal captain Joao Jose in their second match again China



FACTS & FIGURES



HIGHEST SET SCORE IN FIVB VOLLEYBALL WORLD LEAGUE (AND ALL FIVB EVENTS)

World League 1999 Prel. Round CAN-BRA 3-2 26-24 **42-44** 25-18 16-25 19-17

86 points



OLYMPIC YEARS - CROSSED RESULTS FIVB WORLD LEAGUE / OLYMPIC GAMES

Year	FIVB World League Podiums			Olympic Games Podiums		
	1	2	3	1	2	3
1992	ITA	CUB	USA	BRA	NED	USA
1996	NED	ITA	RUS	NED	ITA	YUG
2000	ITA	RUS	BRA	YUG	RUS	ITA
2004	BRA	ITA	SCG	BRA	ITA	RUS
2008	USA	SRB	RUS	USA	BRA	RUS



2008 was a golden year for USA volleyball. After winning their first ever FIVB World League title, the US men's national volleyball team stood at the top of the podium at the Beijing 2008 Olympic Games

WORLD LEAGUE TEAMS QUALIFIED FOR LONDON 2012 OLYMPICS (AS OF MAY 2012)

- RUS Russia 2011 FIVB World Cup winners
- POL Poland 2011 FIVB World Cup runners-up
- BRA Brazil 2011 FIVB World Cup third place
- ITA Italy CEV continental champions
- USA USA NORCECA continental champions
- ARG Argentina CSV continental champions



FACTS & FIGURES

Players, Captains and Teams

PLAYER STATS TOP 10

Rank	Tallest	Shortest	Oldest	Youngest	Most experienced
1	Muserskiy (RUS) 218cm	Oh-Hyun (KOR) 175cm	Ushakov (RUS) 42y2m	Uriarte (CUB) 16y11m	Ushakov (RUS) 497 caps
2	Kazakov (RUS) 217cm	Yong-Chan (KOR) 175cm	Papi (ITA) 38y	Romero (CUB) 17y4m	Tetyukhin (RUS) 412 caps
3	Renan (BRA) 212cm	Jesse (FIN) 176cm	M. Silva (POR) 38y5m	Gomes (POR) 17y6m	Kazakov (RUS) 376 caps
4	Vissotto (BRA) 212cm	Takeshi (JPN) 176cm	Lambourne (USA) 37y	Bisset (CUB) 17y6m	Mastrangelo (ITA) 334 caps
5	Kromm (GER) 212cm	Exiga (FRA) 176cm	Hübner (GER) 36y11m	Krastins (FIN) 17y7m	Papi (ITA) 339 caps
6	Böhme (GER) 211cm	Keibel (CUB) 178cm	Mastrangelo (ITA) 36y9m	Danger (CUB) 18y	Giba (BRA) 331 caps
7	Mozdzzonek (POL) 207cm	Naoya (JPN) 178cm	Gustavo (BRA) 36y9m	Hernandez (CUB) 18y3m	Zagumny (POL) 331 caps
8	Volkov (RUS) 210cm	Daisuke (JPN) 180cm	Tetyukhin (RUS) 36y8	Fundora (CUB) 18y3m	Fei (ITA) 322 caps
9	Gardner (USA) 209cm	P. Steuerwald (GER) 180cm	Sérgio (BRA) 36y7m	Osoria (CUB) 18y3m	Gustavo (BRA) 315 caps
10	Lucas (BRA) 209cm	Gustavo (CUB) 180cm	Ricardo (BRA) 36y6m	Fiel (CUB) 18y9m	Ricardo (BRA) 300 caps

CAPTAINS AND FIVB HEROES



CAPTAIN STATS

	Rank	Captain	Age		Rank	Captain	Caps
OLDEST	1	Sammelvuo (FIN)	36y3m	MOST EXPERIENCED	1	Giba (BRA)	331
	2	Giba (BRA)	35y5m		2	Sammelvuo (FIN)	278
	3	Nikolov V. (BUL)	34y7m		3	Andrae (GER)	263
	4	Stanley (USA)	34y4m		4	Stanley (USA)	236
	5	J. Jose (POR)	33y11m		5	Janic (SRB)	209
	6	Usami (JPN)	33y1m		6	J. Jose (POR)	199
	7	Kwon Young-Min (KOR)	31y10m		7	Pujol (FRA)	182
	8	Andrae (GER)	31y		8	Savani (ITA)	176
	9	Savani (ITA)	30y2m		9	Winters (CAN)	165
	10	Janic (SRB)	30y2m		10	Usami (JPN)	163
	11	Khtey (RUS)	29y11m		11	Mozdzonek (POL)	160
	12	Winters (CAN)	29y7m		12	Nikolov V. (BUL)	140
	13	Pujol (FRA)	30y2m		13	Quiroga (ARG)	140
	14	Mozdzonek (POL)	27y3m		14	Khtey (RUS)	132
	15	Quiroga (ARG)	25y1m		15	Kwon Young-Min (KOR)	125
	YOUNGEST	16	Leon (CUB)		18y9m	16	Leon (CUB)

AT THE NET

Highest spike	Dmitriy Muserskiy (RUS) 375cm
Shortest spike	Yeo Oh-Hyun (KOR) 280cm
Highest block	David Fiel Rodríguez (CUB) 369cm
Shortest block	Andrzej Wrona (POL) 265cm

TEAM AVERAGE

Oldest	Brazil 30,3
Youngest	Cuba 21,7
Tallest	Russia 201cm
Shortest	Japan 190cm

HIGHEST TEAM AVERAGE

Spike height	USA 348cm
Block	Russia 330cm
Caps	USA 115

LOWEST TEAM AVERAGE

Spike height	Korea 321cm
Block	Korea 310cm
Caps	Cuba 13

FACTS & FIGURES

Players

BIRTHDAYS DURING THE FIVB WORLD LEAGUE

Team	Name	No.	Nickname	Birthdate	Age
GER	Ricardo Galandi	20	Galandi	18.05.1989	23
CUB	Danger Jorber Quintana Guerra	10	Danger	19.05.1994	18
ITA	Samuele Papi	6	Papi	20.05.1973	39
BUL	Nikolay Penchev	17	Penchev	22.05.1992	20
RUS	Taras Khtey	4	Khtey	22.05.1982	30
RUS	Alexey Obmochaev	20	Obmochaev	22.05.1989	23
FIN	Aleksi Kaatrasalo	25	Kaatrasalo	24.05.1990	22
FIN	Mikko Oivanen	13	Oivanen Mi	26.05.1986	26
FIN	Matti Oivanen	15	Oivanen Ma	26.05.1986	26
GER	Sebastian Prüsener	19	Prüsener	26.05.1982	30
CAN	Adam Kaminski	14	Kaminski	27.05.1984	28
FRA	Toafa Takaniko	14	Takaniko	29.05.1985	27
FRA	Marc Zopie	23	Zopie	31.05.1987	25
ARG	Luciano De Cecco	15	De Cecco	02.06.1988	24
CUB	Isbel Mesa Sandobal	16	Mesa	02.06.1989	23
CUB	Osmani Uriarte Mestre	17	Uriarte	04.06.1995	17
CAN	Ciaran McGovern	20	McGovern	05.06.1989	23
JPN	Yuji Suzuki	23	Yuji	07.06.1986	26
POR	Joao Jose	12	J. Jose	07.06.1978	34
FRA	Horacio d'Almeida	17	D'almeida	11.06.1988	24
KOR	Dong-Kyu Im	20	Im Dong-Kyu	11.06.1983	29
ARG	Pablo Crer	14	Crer	12.06.1989	23
ARG	Sebastian Solé	11	Sole	12.06.1991	21
JPN	Akira Koshiya	19	Koshiya	12.06.1979	33
GER	Stefan Hübner	7	Hübner	13.06.1975	37
SRB	Milos Terzic	6	Terzic	13.06.1987	25
BRA	Raphael Vieira De Oliveira	20	Raphael	14.06.1979	33
GER	Christian Dünnes	13	Dünnes	16.06.1984	28
ITA	Simone Parodi	3	Parodi	16.06.1986	26
CAN	Graham Vigrass	25	Vigrass	17.06.1989	23
ITA	Francesco De Marchi	22	De Marchi	17.06.1986	26
FRA	Yannick Bazin	21	Bazin	18.06.1983	29

Team	Name	No.	Nickname	Birthdate	Age
ARG	Federico Pereyra	12	Pereyra	19.06.1988	24
POL	Pawel Zatorski	17	Zatorski	21.06.1990	22
USA	Evan Patak	3	Patak	23.06.1984	28
GER	Denys Kaliberda	6	Kaliberda	24.06.1990	22
POR	Joao Coelho	24	Joao	24.06.1981	31
BRA	Wallace De Souza	4	Wallace	26.06.1987	25
KOR	Hong-Suk Choi	13	Choi Hong-Suk	26.06.1988	24
POL	Pawel Woicki	12	Woicki	29.06.1983	29
JPN	Yu Koshikawa	17	Koshikawa	30.06.1984	28
KOR	Kang-Joo Lee	19	Lee Kang-Joo	30.06.1983	29
CAN	Toontje Van Lankvelt	10	Van Lankvelt	01.07.1984	28
JPN	Tatsuya Fukuzawa	14	Fukuzawa	01.07.1986	26
USA	Russell Holmes	12	Holmes	01.07.1982	30
ARG	Maximiliano Cavanna	17	Cavanna	02.07.1988	24
BRA	Bruno Rezende	1	Bruno	02.07.1986	26
USA	Riley Salmon	10	Salmon	02.07.1976	36
KOR	Young-Min Kwon	3	Kwon Young-Min	05.07.1980	32
USA	David McKenzie	21	Mckenzie	05.07.1979	33
BUL	Dobromir Dimitrov	9	Dimitrov	07.07.1991	21
ITA	Giorgio De Togni	5	De Togni	07.07.1985	27
POR	Carlos Liborio	23	Liborio	07.07.1990	22



FACTS & FIGURES

Coaches

RESULTS IN WORLD LEAGUE

Current Team	Name	Nb of World League editions	With	Nb of Matches coached	Won	Lost	Wins %
Argentina	Weber (ARG)	3	ARG	45	18	27	40.00
Brazil	Rezende (BRA)	11	BRA	178	145	20	81.46
Bulgaria	Stoychev (BUL)	1	BUL	15	8	7	53.33
Canada	Hoag (CAN)	1	CAN	12	2	10	16.67
Cuba	Samuels (CUB)	9	CUB	141	91	50	64.54
Finland	Castellani (ITA)	7	POL-FIN	86	33	53	38.37
France	Blain (FRA)	11	FRA	145	75	70	51.72
Italy	Berruto (ITA)	6	FIN-ITA	75	37	38	49.33
Japan	Ueta (JPN)	6	JPN	74	15	59	20.27
Korea	Park (KOR)	1	KOR	12	3	9	25.00
Poland	Anastasi (ITA)	8	ITA-POL	123	85	38	69.11
Russia	Alekno (RUS)	3	RUS	49	40	9	81.63
Serbia	Kolakovic (MNE)	5	SRB	72	46	26	63.89
USA	Knipe (USA)	3	USA	41	26	15	63.41

FIRST TIME IN WORLD LEAGUE

Current Team	Name
Germany	Heynen (BEL)
Portugal	Gulinelli (ITA)



2011 BEST PLAYERS

MVP	Maxim Mikhaylov (RUS)		
Best Scorer	Bartosz Kurek (POL)	Best Setter	Luciano De Cecco (ARG)
Best Spiker	Fabricio Nery Lopes Theo (BRA)	Best Digger	Krzysztof Ignaczak (POL)
Best Blocker	Maxim Mikhaylov (RUS)	Best Receiver	Murilo Endres (BRA)
Best Server	Dmitriy Muserskiy (RUS)	Best Libero	Krzysztof Ignaczak (POL)

BEST SCORERS

(Only players in the last four are eligible)

Rk.	Shirt	Name	Team	Spike	Block	Serve	Total Atts
1	6	Kurek Bartosz	POL	81	13	9	103
2	17	Mikhaylov Maxim	RUS	82	16	4	102
3	7	Conte Facundo	ARG	83	5	6	94
4	4	Khтей Taras	RUS	59	7	3	69
5	9	Lopes Theo	BRA	53	9	1	63
6	7	Godoy Filho Gilberto	BRA	52	5	3	60
7	16	Saatkamp Lucas	BRA	41	8	6	55
8	12	Pereyra Federico	ARG	45	1	5	51
9	8	Endres Murilo	BRA	44	6		50
10	8	Biryukov Denis	RUS	39	4	5	48

BEST SPIKERS

(Only players in the last four are eligible)

Rk.	Shirt	Name	Team	Spikes	Faults	Shots	Total Atts	Succ.%
1	9	Lopes Theo	BRA	53	12	24	89	59.55
2	7	Conte Facundo	ARG	83	21	50	154	53.90
3	17	Mikhaylov Maxim	RUS	82	18	55	155	52.90
4	4	Khтей Taras	RUS	59	13	44	116	50.86
5	7	Godoy Filho Gilberto	BRA	52	14	45	111	46.85
6	6	Kurek Bartosz	POL	81	28	69	178	45.51
7	8	Endres Murilo	BRA	44	18	37	99	44.44
8	12	Pereyra Federico	ARG	45	19	39	103	43.69
9	8	Biryukov Denis	RUS	39	13	42	94	41.49
10	7	Jarosz Jakub	POL	38	17	38	93	40.86

BEST LIBEROS

(Only players in the last four are eligible)

Rk.	Shirt	Name	Team	Excellents	Faults	In play	Total Atts	Avg. by set
1	16	Ignaczak Krzysztof	POL	188	32	44	264	9.40
2	9	Sokolov Alexander	RUS	163	35	57	255	8.58
3	16	González Alexis	ARG	144	26	34	204	8.00
4	10	Santos Sérgio Dutra	BRA	147	32	38	217	7.35

BEST SERVERS

(Only players in the last four are eligible)

Rk.	Shirt	Name	Team	Aces	Faults	Serve Hits	Total Atts	Avg. by set
1	13	Muserskiy Dmitriy	RUS	12	22	57	91	0.63
2	6	Kurek Bartosz	POL	9	28	41	78	0.45
3	7	Conte Facundo	ARG	6	19	47	72	0.33
4	16	Saatkamp Lucas	BRA	6	13	31	50	0.30
5	12	Pereyra Federico	ARG	5	16	29	50	0.28
6	8	Biryukov Denis	RUS	5	13	35	53	0.26
7	14	Ruciak Michal	POL	5	11	53	69	0.25
8	15	De Cecco Luciano	ARG	4	13	47	64	0.22
9	17	Mikhaylov Maxim	RUS	4	13	53	70	0.21
10	7	Jarosz Jakub	POL	4	7	24	35	0.20

BEST SETTERS

(Only players in the last four are eligible)

Rk.	Shirt	Name	Team	Running Sets	Faults	Still Sets	Total Atts	Avg. by set
1	15	De Cecco Luciano	ARG	179	1	128	308	9.94
2	1	Rezende Bruno Mossa	BRA	138	3	157	298	6.90
3	5	Grankin Sergey	RUS	123	3	171	297	6.47
4	15	Zygadlo Lukasz	POL	87	6	302	395	4.35
5	17	Muraguti Yared Marlon	BRA	66	4	64	134	3.30
6	12	Butko Alexander	RUS	35	2	48	85	1.84
7	5	Uriarte Nicolás	ARG	19		52	71	1.06
8	12	Woicki Pawel	POL	4	1	8	13	0.20
9	15	Spiridonov Alexey	RUS	1			1	0.05

BEST RECEIVERS

(Only players in the last four are eligible)

Rk.	Shirt	Name	Team	Excellents	Faults	Serve Receptions	Total Atts	Eff. %
1	8	Endres Murilo	BRA	111	4	46	161	66.46
2	16	González Alexis	ARG	71	9	23	103	60.19
3	9	Quiroga Rodrigo	ARG	82	7	38	127	59.06
4	16	Ignaczak Krzysztof	POL	100	11	42	153	58.17
5	10	Santos Sérgio Dutra	BRA	66	10	33	109	51.38
6	4	Khtej Taras	RUS	54	6	35	95	50.53
7	6	Kurek Bartosz	POL	59	11	30	100	48.00
8	9	Sokolov Alexander	RUS	80	13	51	144	46.53



2011 WORLD LEAGUE **MOST VALUABLE PLAYER** Maxim Mikhaylov (RUS)

Maxim Mikhaylov was first called up to the Russian national team in 2008 and quickly picked up his first medal with the team, a bronze at the World League. Since then, the annual tournament has become Mikhaylov's most successful playground: on top of winning silver in 2010 and clinching the title last year, he has accumulated an impressive list of awards: Best Scorer and Best Spiker in 2010 and MVP and Best Blocker in 2011.

Last year was also a successful one at club level for the 24-year-old as he helped Zenit Kazan to the finals of the CEV Champions League, finishing as the competition's top scorer, an award he won again at the FIVB Men's Club World Championship in Doha where Zenit finished

third. The year culminated in Japan in December, where he was pivotal in Russia's first FIVB World Cup gold for 12 years, claiming another MVP award.

2012 has started well for the Russian wing-spiker. He was instrumental as Zenit (led by national coach Vladimir Alekno) won the CEV Champions League and he was honoured as the Best Scorer for a second year in the row, adding the Best Server award to his haul.

The London 2012 Olympic Games will be the highlight of Mikhaylov's season. It will be the second time he has competed at the Games after winning bronze in Beijing 2008, falling just short of the best scorer award with 127 points behind USA's Clayton Stanley (146 points).



PROFILE

First Name	Maxim
Last Name	Mikhaylov
Birth Date	19.03.1988
Age	24
Hometown	Kuzmolovskiy (RUS)
Language	Russian
Position	Wing-spiker
Height	203cm
Club	Zenit Kazan (RUS)
WL Part.	2008-2012
OG Part.	2008

INDIVIDUAL AWARDS

2010	FIVB World League Best Scorer
2010/2011	CEV Champions League Best Scorer
2011	FIVB World League Most Valuable Player
2011	FIVB World League Best Blocker
2011	FIVB Club World Championship Best Scorer
2011	FIVB World Cup Most Valuable Player
2011/2012	CEV Champions League Best Scorer
2011/2012	CEV Champions League Best Server

MEDAL RECORDS WITH RUSSIA MEN'S NATIONAL TEAM

2008	Beijing Olympic Games	Bronze
2010	FIVB World League	Silver
2011	FIVB World League	Gold
2011	FIVB World Cup	Gold

2012 FIVB VOLLEYBALL EVENTS

CALENDAR

Competition	Location	Dates	Gender
Continental Olympic Qualification Tournament - CAVB	Yaoundé, Cameroon	January 17-21	M
Continental Olympic Qualification Tournament - CAVB	Blida, Tunisia	February 2-4	W
Continental Olympic Qualification Tournament - NORCECA	Tijuana, Mexico	April 27 - May 6	W
Continental Olympic Qualification Tournament - CEV	Ankara, Turkey	May 1-6	W
Continental Olympic Qualification Tournament - NORCECA	Long Beach, USA	May 7-12	M
Continental Olympic Qualification Tournament - CEV	Sofia, Bulgaria	May 8-13	M
Continental Olympic Qualification Tournament - CSV	São Carlos, Brazil	May 9-13	W
Continental Olympic Qualification Tournament - CSV	Almirante Brown, Argentina	May 11-13	M
World League - Intercontinental Round	Various	May 18 - July 1	M
World Olympic Qualification Tournament	Tokyo, Japan	May 19-27	W
World Olympic Qualification Tournament	Tokyo, Japan	June 1-10	M
World Grand Prix - Preliminary Round	Various	June 5-24	W
World Olympic Qualification Tournament	Berlin, Germany	June 8-10	M
World Olympic Qualification Tournament	Sofia, Bulgaria	June 8-10	M
World Grand Prix Finals	Ningbo, China	June 27 - July 1	W
World League Finals	Sofia, Bulgaria	July 4-8	M
Olympic Games	London, Great Britain	July 27 - August 12	M/W
Club World Championships	Doha, Qatar	October 13-19	M/W

RAISE YOUR EXPECTATIONS

SEASON 2012



FIVB™

THIS IS VOLLEYBALL

MAXIM MIKHAYLOV (RUS) – DESTINEE HOOKER (USA) – JAQUELINE CARVALHO (BRA)

FIVB WORLD RANKING (as per January 4, 2012)

= Qualified team

Rk.	Teams	Pts	+/- Rk. Dec. 2011 Diff.	Rk.	Teams	Pts	+/- Rk. Dec. 2011 Diff.	Rk.	Teams	Pts	+/- Rk. Dec. 2011 Diff.			
1	Brazil	252.50	0	↔	46	Thailand	10.75	-2	↔	92	St Vincent & Gre.	4.75	-1	↔
2	Russia	234.50	0	↔	49	Kazakhstan	10.50	-3	↔	92	Grenada	4.75	-1	↔
3	Italy	191.00	0	↔	50	Indonesia	10.00	0	↔	92	Belize	4.75	-1	↔
4	Poland	182.00	0	↔	51	Uruguay	9.75	0	↔	92	Hungary	4.75	-1	↔
5	Cuba	160.25	1	↔	52	Saint Lucia	9.50	1	↔	92	Azerbaijan	4.75	-1	↔
6	USA	148.00	-1	↔	53	Chinese Taipei	9.00	-2	↔	92	Great Britain	4.75	-1	↔
7	Serbia	136.25	0	↔	53	Qatar	9.00	0	↔	101	Maldives	4.50	-10	↔
8	Argentina	121.75	0	↔	55	Barbados	8.50	-2	↔	101	Cayman Islands	4.50	-10	↔
9	Bulgaria	88.75	0	↔	55	Bahamas	8.50	-2	↔	101	Aruba	4.50	-10	↔
10	China	57.25	0	↔	55	Belarus	8.50	-2	↔	101	Samoa Islands	4.50	-10	↔
11	Egypt	55.00	0	↔	58	Nigeria	7.75	0	↔	105	Norway	3.75	-1	↔
12	Iran	50.25	1	↔	58	Guatemala	7.75	1	↔	105	British V. Islands	3.75	-1	↔
13	Germany	46.50	-1	↔	58	Surinam	7.75	1	↔	105	Macau	3.75	-1	↔
14	Cameroon	45.25	0	↔	58	American V. Isl.	7.75	1	↔	105	Ecuador	3.75	-1	↔
15	Japan	41.00	1	↔	58	Greece	7.75	1	↔	105	Bolivia	3.75	-1	↔
16	Venezuela	40.75	-1	↔	58	Ukraine	7.75	1	↔	105	Malawi	3.75	-1	↔
17	Puerto Rico	38.50	0	↔	58	Latvia	7.75	1	↔	105	Fiji Islands	3.75	-1	↔
18	Canada	37.25	1	↔	58	Croatia	7.75	1	↔	105	Bermuda	3.75	-1	↔
18	Tunisia	37.25	1	↔	66	Paraguay	7.25	-7	↔	105	Montserrat	3.75	-1	↔
20	Rep. of Korea	36.50	1	↔	66	Austria	7.25	1	↔	114	Uzbekistan	2.00	0	↔
21	France	35.75	-3	↔	68	Denmark	7.00	-1	↔	114	Afghanistan	2.00	0	↔
22	Australia	33.50	1	↔	68	Jamaica	7.00	-1	↔	114	Turkmenistan	2.00	0	↔
23	Mexico	33.00	-1	↔	68	Montenegro	7.00	-1	↔	117	Luxembourg	1.00	0	↔
23	Czech Republic	30.00	0	↔	71	Mauritius	6.75	-4	↔	117	Curaçao	1.00	0	↔
25	Algeria	26.25	1	↔	71	Kenya	6.75	-4	↔	117	Georgia	1.00	0	↔
26	Slovakia	25.25	1	↔	73	Mozambique	6.25	0	↔	117	F.Y.R. Macedonia	1.00	0	↔
27	Finland	24.75	0	↔	73	El Salvador	6.25	1	↔	121	Gabon	0.25	0	↔
27	Colombia	24.75	2	↔	75	United Arab Emir.	6.00	-1	↔	121	Rwanda	0.25	0	↔
29	Spain	24.25	-4	↔	75	Zimbabwe	6.00	-1	↔	123	Peru	0.00	0	↔
30	India	19.75	0	↔	77	Honduras	5.50	0	↔	123	Libya	0.00	0	↔
31	Chile	18.75	0	↔	77	Nicaragua	5.50	0	↔	123	Vietnam	0.00	0	↔
32	Morocco	17.00	0	↔	77	Antigua & Barb.	5.50	0	↔	123	Lebanon	0.00	0	↔
33	Trin. & Tobago	16.25	1	↔	77	Israel	5.50	0	↔	123	Myanmar	0.00	0	↔
34	Portugal	15.50	-1	↔	77	Moldova	5.50	0	↔	123	Philippines	0.00	0	↔
35	Rep. of the Congo	14.00	8	↔	77	Bosnia Herzeg.	5.50	0	↔	123	Cyprus	0.00	0	↔
36	Netherlands	12.75	-1	↔	77	Sweden	5.50	0	↔	123	Hong Kong	0.00	0	↔
36	Estonia	12.75	0	↔	84	Albania	5.25	-7	↔	123	England	0.00	0	↔
36	Slovenia	12.75	0	↔	84	Neth. Antilles	5.25	-7	↔	123	Sudan	0.00	0	↔
36	South Africa	12.75	3	↔	84	Oman	5.25	-7	↔	123	Ghana	0.00	0	↔
40	Romania	12.25	-4	↔	84	Tonga	5.25	-7	↔	123	Jordan	0.00	0	↔
41	Belgium	11.75	-1	↔	84	New Zealand	5.25	-7	↔	123	Scotland	0.00	0	↔
42	Panama	11.50	-2	↔	84	Bangladesh	5.25	-7	↔	123	Uganda	0.00	0	↔
43	Botswana	11.00	3	↔	84	Haiti	5.25	-7	↔	123	Eritrea	0.00	0	↔
43	Costa Rica	11.00	3	↔	91	Sri Lanka	5.00	13	↔	123	North. Ireland	0.00	0	↔
43	Pakistan	11.00	3	↔	92	Saint Kitts	4.75	-1	↔	123	Saudi Arabia	0.00	0	↔
46	Dom. Republic	10.75	-4	↔	92	Dominica	4.75	-1	↔	123	Kuwait	0.00	0	↔
46	Turkey	10.75	-2	↔	92	Anguilla	4.75	-1	↔	123	Bahrain	0.00	0	↔



CONTACTS

FIVB PRESS DEPARTMENT

Director	Mr Richard Baker
Communications Assistant	Mrs Nathalie Duchène Marciano
Editor	Mr Nick Winn
	Email: press@fivb.org
	Office: +41 (0) 21 345 35 35

FIVB SPORTS EVENTS DEPARTMENT - WORLD LEAGUE

Director	Mr Piero Rebaudengo
World League Coordinator	Mr Philippe Tuccelli
	Email: sportsevents.worldleague@fivb.org

FIVB TV AND MARKETING DEPARTMENT

Director	Mr Guido Betti
Vice-Director	Mr Frank Ulrich
Marketing	Mrs Elizabeta Bracht-Tishchenko
	Email: tv.marketing@fivb.org



NATIONAL PRESS DIRECTORS

Argentina	Mr Martin de Rose	prensa@feva.org.ar
Brazil	Mr Guilherme Torres	cbv@idigo.org.br
Bulgaria	Mr Stefan Avgustinov	stefan@avgustinov.info
Canada	Mrs Sylvie Bigras	sylvie@magma.ca
Cuba	Mrs Lisset Ricardo	guajiralissette@yahoo.com
Finland	Mr Kimmo Nurminen	kimmo.nurminen@lentopalloliitto.fi
France	Mr Hubert Guériaud	hubertgueriaud@wanadoo.fr
Germany	Mr Thilo von Hagen	presse@volleyball-verband.de
Italy	Mr Marco Trozzi	trozzi@federvolley.it
Japan	Mrs Shino Hirasawa	international.events@jva.or.jp
Korea	Mr Yong-Min Kim	international@kva.or.kr
Poland	Mr Tomasz Wolfke	etwolfke@n.pl
Portugal	Mr Jorge Castro	jorgecastro.fpv@gmail.com
Russia	Mrs Irina Zolotova	zolotova@volley.ru
Serbia	Mr Novica Saric	press@ossrb.org
USA	Mrs B.J. Evans	bj.evans@usav.org



WE PLAY IT CLEAN!



The FIVB's medical and anti-doping programme consists of a three-pronged approach composed of education, keeping the sport clean and protecting athletes' health.

The FIVB believes that it is vital that its athletes are aware of their rights when it comes to anti-doping, therefore the FIVB developed an online anti-doping programme "We Play it Clean!" which educates volleyball and beach volleyball athletes on their rights and responsibilities as well as guiding them towards a healthy lifestyle, preventing them from doping.

The FIVB's anti-doping programme seeks to preserve the spirit of volleyball and beach volleyball, maintain ethics, fair play and honesty and the health of the athletes. As doping is fundamentally contrary to the spirit of sport, one of the FIVB's goals is to keep a clean and level playing field.

Therefore, the FIVB conducts anti-doping tests regularly and randomly. An extensive testing programme, both during competitions and out-of-competition is in place.

As the FIVB is committed to protect the health of its athletes and to prevent them from injuries, several programmes – ranging from injury prevention to heat stress – have been established. The landmark FIVB Volleyball Medicine Congress 2011 has focused primarily on how injuries and illness can be prevented, how the risk of long-term disability can be reduced by proper diagnosis, treatment and rehabilitation, and how to maintain volleyball as a drug-free sport.



gerflor.com

Jumping or diving



MIKASA
Sports every day!

MIKASA[®]

Better Ball, Better Game

MIKASA Volleyball MVA200

Officially certified FIVB Competition Ball

MIKASA

MIKASA CORPORATION, Japan www.MikasaSports.co.jp

MIKASA SPORTS, USA
www.MikasaSports.com

FIVB[™]

OFFICIAL SUPPLIER